

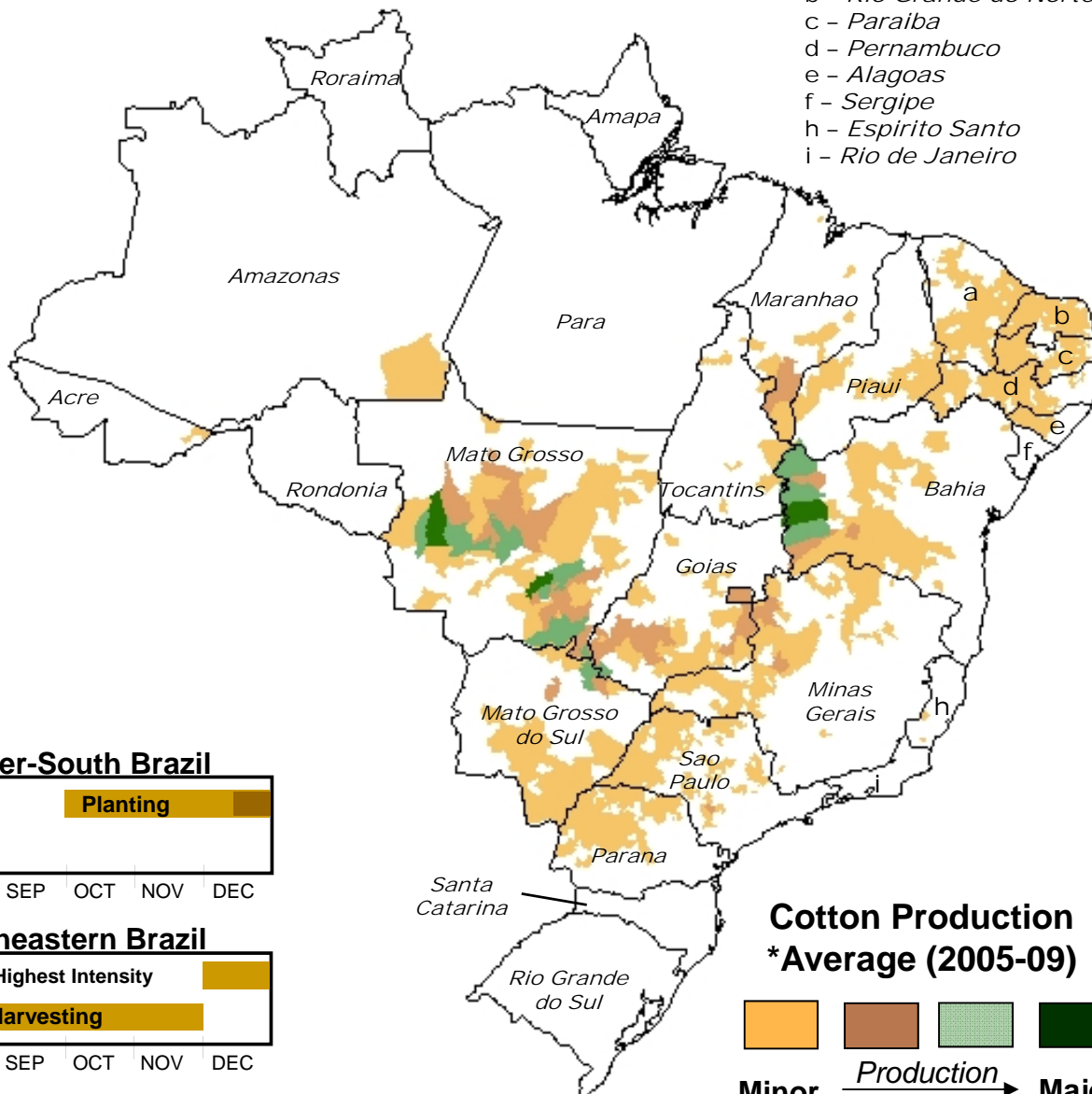
# Brazil Cotton

## \* State-Level Production (as % of total)

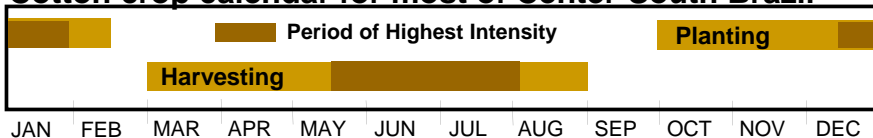
<b>Mato Grosso</b>	<b>50</b>
<b>Bahia</b>	<b>28</b>
<b>Goias</b>	<b>8</b>
<b>Mato Grosso do Sul</b>	<b>4</b>
<b>Sao Paulo</b>	<b>3</b>
<b>Minas Gerais</b>	<b>3</b>
<b>Maranhao</b>	<b>1</b>
<b>Parana</b>	<b>1</b>
<b>Piaui</b>	<b>1</b>
<b>Other States</b>	<b>~1</b>

\* 2005 to 2009 Average  
Source: IBGE Brazil

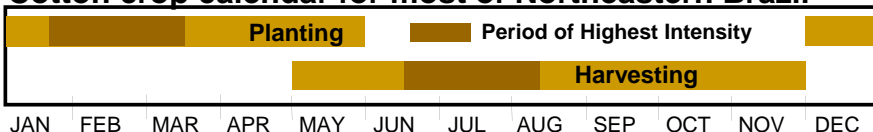
- a - Ceara
- b - Rio Grande do Norte
- c - Paraiba
- d - Pernambuco
- e - Alagoas
- f - Sergipe
- h - Espirito Santo
- i - Rio de Janeiro



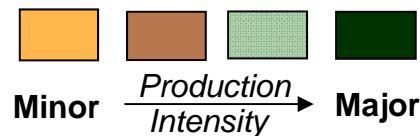
## Cotton crop calendar for most of Center-South Brazil



## Cotton crop calendar for most of Northeastern Brazil



## Cotton Production \*Average (2005-09)



\*Source: IBGE