

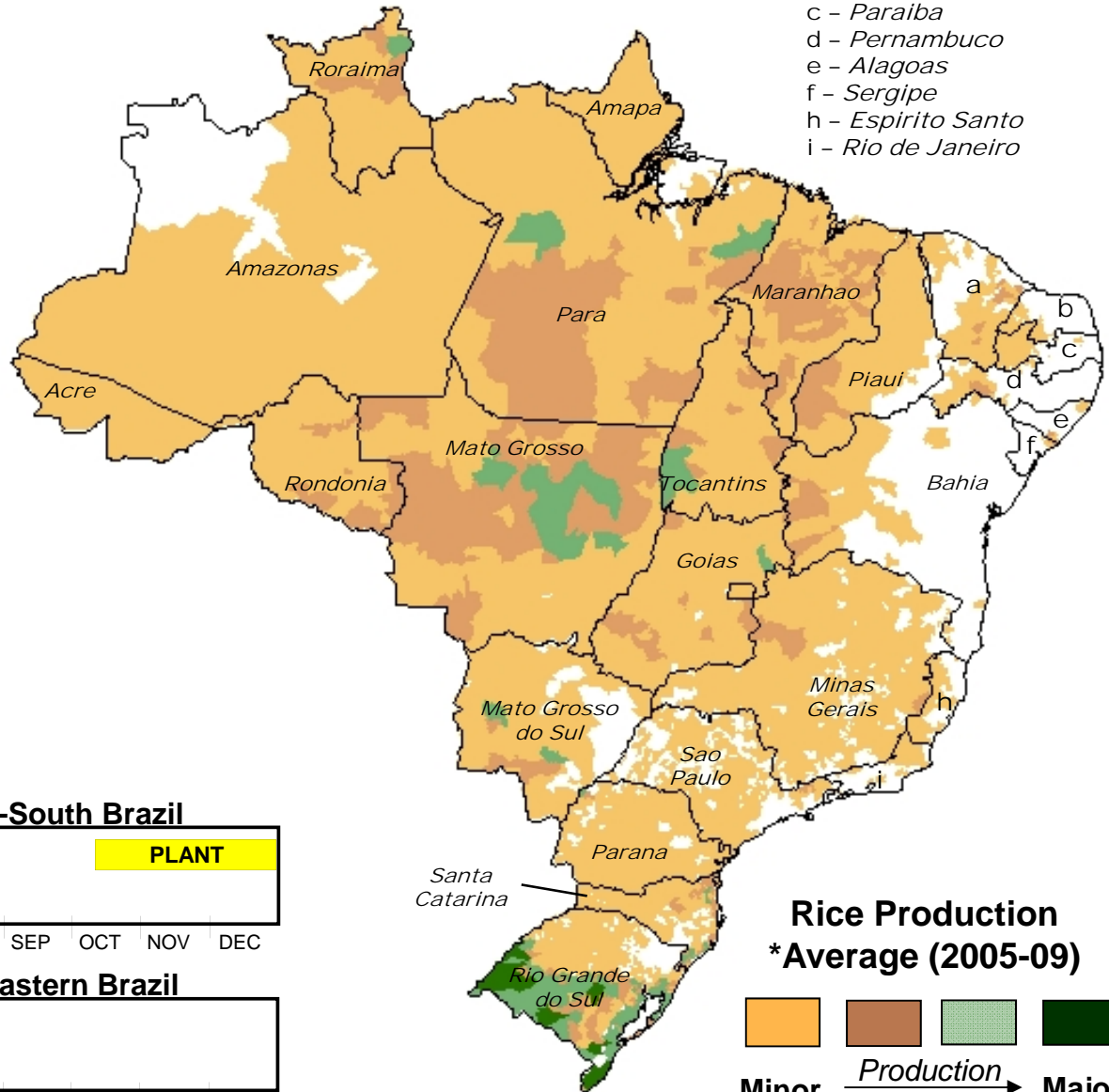
# Brazil Rice

## \* State-Level Production (as % of total)


|                    |    |
|--------------------|----|
| Rio Grande do Sul  | 57 |
| Santa Catarina     | 9  |
| Mato Grosso        | 9  |
| Maranhao           | 6  |
| Para               | 3  |
| Tocantins          | 3  |
| Goias              | 2  |
| Mato Grosso do Sul | 2  |
| Piaui              | 2  |
| Minas Gerais       | 2  |
| Parana             | 1  |
| Rondonia           | 1  |
| Roraima            | 1  |
| Other States       | ~3 |

\* 2005 to 2009 Average  
Source: IBGE Brazil

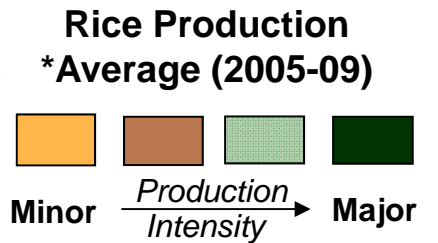

- a - Ceara
- b - Rio Grande do Norte
- c - Paraiba
- d - Pernambuco
- e - Alagoas
- f - Sergipe
- h - Espirito Santo
- i - Rio de Janeiro



## Rice crop calendar for most of Center-South Brazil



## Rice crop calendar for most of Northeastern Brazil



\*Source: IBGE