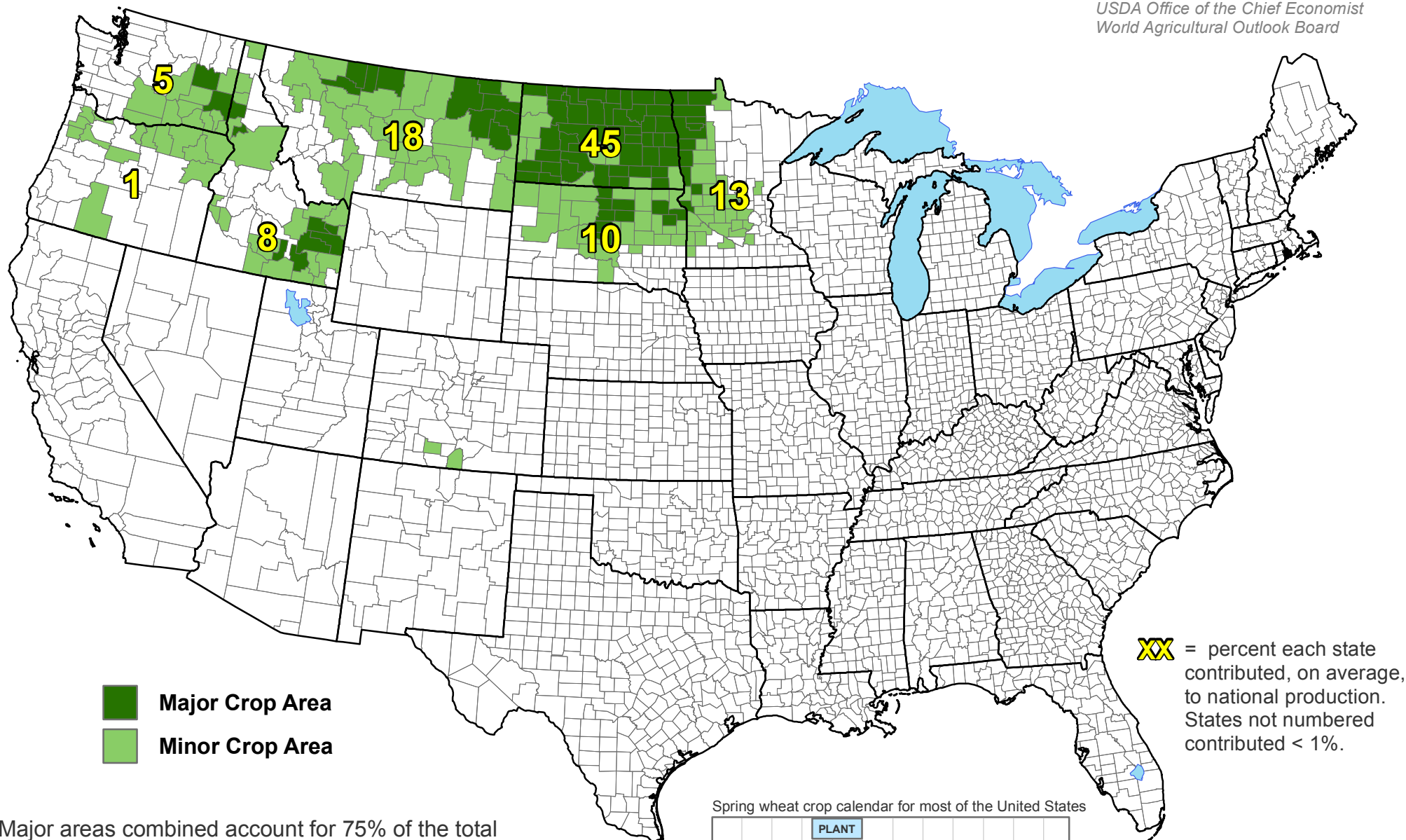




# United States: Spring Wheat

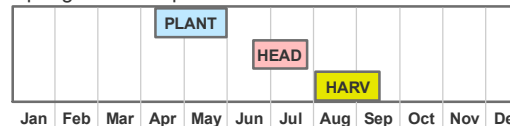
*This product was prepared by the  
USDA Office of the Chief Economist  
World Agricultural Outlook Board*



 Major Crop Area  
 Minor Crop Area

- Major areas combined account for 75% of the total national production.
- Major and minor areas combined account for 99% of the total national production.
- Major and minor areas and state production percentages are derived from NASS survey data from 2010 to 2014.

Spring wheat crop calendar for most of the United States



The crop calendar was developed using NASS crop progress data from 2010-2014. This calendar illustrates, on average, the dates when national progress advanced from 10 to 90 percent.