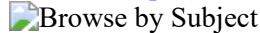

 USDA, Office of the Chief Economist

 [Home](#)  [About OCE](#)  [Newsroom](#)  [Help](#)  [Contact Us](#)
 Search OCE


 [Search all USDA](#)
 [Advanced Search](#)
 [Search Tips](#)
 [Browse by Subject](#)
 [Agricultural Labor](#)
 [Commodity Forecasts](#)
 [Climate Change](#)
 [Environmental Markets](#)
 [Renewable Energy](#)
 [Risk Assessment](#)
 [Sustainable Development](#)
 [Weather and Climate](#)
 Bottom Left Nav

You are here: [Home](#) / [Climate Change](#) / Greenhouse Gas Inventory

 [Global Climate Change](#)
 [Greenhouse Gas Inventory](#)

In 2001, agricultural sources accounted for close to 7% of United States greenhouse gas emissions. The U.S. Agriculture and Forestry Greenhouse Gas Inventory: 1990-2001 was developed to provide a comprehensive assessment of the contribution of U.S. agriculture and forestry to greenhouse gas emissions. It provides an in-depth look at greenhouse gas emissions and carbon sequestration at the state and regional scales.

 Divider

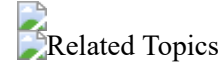
Global Change Program Office, Office of the Chief Economist, U.S. Department of Agriculture. Technical Bulletin No. 1907. 163 pp. March 2004.



The U.S. Agriculture and Forestry Greenhouse Gas Inventory: 1990-2001 (USDA GHG Inventory) is a comprehensive assessment of greenhouse gas emissions and sinks in U.S. agriculture and forests. The USDA GHG Inventory provides extensive, in-depth emissions and sinks estimates for livestock, cropland, and forests, as well as energy consumption in livestock and cropland agriculture. Estimates are provided at State, regional, and national scales, categorized by land ownership and management practices where possible. Information in the report can be used to identify opportunities to reduce emissions and enhance sinks through agriculture and forest management.

The report was prepared collaboratively with contributions from the United States Department of Agriculture (Forest Service, Natural Resources Conservation Service, Agricultural Research Service, Office of Energy Policy and New Uses, and the Global Change Program Office), the Environmental Protection Agency (EPA), and researchers at Colorado State University. The estimates in the USDA GHG Inventory are consistent with those published by the EPA in the official [Inventory of U.S. Greenhouse Gas Emissions and Sinks: 1990-2001](#) and submitted to the United Nations Framework Convention on Climate Change in April 2003.

 Divider

U.S. Agriculture and Forestry Greenhouse Gas Inventory: 1990-2001(b)****

 Related Topics

 [USDA Climate Change Science Plan](#)
 [Effects on Agriculture](#)
 [Fact Sheets](#)
 [Technical Reports](#)
 [Technical Guidelines for GHG Estimation](#)
 [Greenhouse Gas Inventory](#)
 [Resources](#)
 [Peer Review Agenda](#)
 [USDA Adaptation Policy](#)
 End

[Chapter 1: Introduction](#) (PDF; 1.0 Mb)

[Chapter 2: Livestock Emissions](#) (PDF; 1.8 Mb)

[Chapter 3: Cropland Agriculture](#) (PDF; 2.1 Mb)

[Chapter 4: Forest Carbon Sequestration and Products Storage](#) (PDF; 1.3 Mb)

[Chapter 5: Energy Use in Agriculture](#) (0.4 Mb)

[References](#) (PDF; 0.2 Mb)

[Appendix A](#) (PDF; 0.2 Mb)

[Appendix B](#) (PDF; 0.2 Mb)

[Appendix C](#) (PDF; 0.1 Mb)

Last Modified: 01/18/2012



[OCE Home](#) | [USDA.gov](#) | [Policies and Links](#)

Left [FOIA](#) | [Accessibility Statement](#) | [Privacy Policy](#) | [Non-Discrimination Statement](#) | [Information Quality](#) |
corner [USA.gov](#) | [White House](#)