



United States Department of Agriculture

FY 2027

BUDGET SUMMARY

This page was intentionally left blank.

CONTENTS

PREFACE **1**

OVERVIEW **4**

HIGHLIGHTS **7**

MISSION AREA/AGENCY DETAILS

FARM PRODUCTION AND CONSERVATION

 FARM PRODUCTION AND CONSERVATION BUSINESS CENTER 21

 FARM SERVICE AGENCY 22

 RISK MANAGEMENT AGENCY 25

 NATURAL RESOURCES CONSERVATION SERVICE 26

TRADE AND FOREIGN AGRICULTURAL AFFAIRS

 FOREIGN AGRICULTURAL SERVICE 29

RURAL DEVELOPMENT

 RURAL DEVELOPMENT 33

 RURAL UTILITIES SERVICE 35

 RURAL HOUSING SERVICE 38

 RURAL BUSINESS-COOPERATIVE SERVICE 40

FOOD, NUTRITION, AND CONSUMER SERVICES

 FOOD AND NUTRITION SERVICE 43

FOOD SAFETY

 FOOD SAFETY AND INSPECTION SERVICE 47

NATURAL RESOURCES AND ENVIRONMENT

 FOREST SERVICE 51

MARKETING AND REGULATORY PROGRAMS

 ANIMAL AND PLANT HEALTH INSPECTION SERVICE 55

 AGRICULTURAL MARKETING SERVICE 59

RESEARCH, EDUCATION, AND ECONOMICS

 AGRICULTURAL RESEARCH SERVICE 63

 NATIONAL INSTITUTE OF FOOD AND AGRICULTURE 66

 ECONOMIC RESEARCH SERVICE 69

 NATIONAL AGRICULTURAL STATISTICS SERVICE 69

DEPARTMENTAL ACTIVITIES

 OFFICE OF THE SECRETARY 72

 EXECUTIVE OPERATIONS 74

 OFFICE OF THE INSPECTOR GENERAL 77

APPENDIX **79**

This page was intentionally left blank.

PREFACE

This publication summarizes the fiscal year (FY) 2027 Budget for the U.S. Department of Agriculture (USDA). Throughout this publication any reference to the "Budget" is in regard to the 2027 Budget, unless otherwise noted. All references to years refer to fiscal year, except where specifically noted. The budgetary tables throughout this document show actual amounts for 2024 and 2025, Working Families Tax Cut Act; Agriculture, Rural Development, Food and Drug Administration, and Related Agency Appropriations Act, 2026; and the President's Budget request for 2027. Amounts for 2026 estimated levels include: non-enacted amounts such as Full-Time Equivalent levels, fleet levels, information technology investment levels, recovery levels, transfers in and out, balances available end of year, and obligation levels.

Throughout this publication, the "2025 Farm Bill" is used to refer to Public Law 119-21, which extended provisions in the 2018 Farm Bill for an additional year.

Pursuant to the Balanced Budget and Emergency Deficit Control Act of 1985, sequestration is included in the numbers for mandatory programs in 2025 and 2026. The sequestration rate for 2025 and 2026 is 5.7 percent. The 2027 sequestration rate was not released at the time of this publication, however, mandatory funds for 2027 reflect a sequester reduction of 5.7 percent.

DOCUMENT ORGANIZATION

The Budget Summary is organized into four sections:

- Overview – provides an overview of USDA's funding and changes in budget authority and outlays.
- Budget Highlights – describes key accomplishments and budget proposals.
- Mission Area and Agency Details – summarizes agency funding, and programs.
- Appendix – Department-wide summary tables.

BUDGET AND PERFORMANCE PLAN TERMS

Budget Authority (BA): Authority to commit funds of the Federal Treasury. Congress provides this authority through annual appropriations acts and substantive legislation, which authorizes direct spending. The President's budget requests the Congress to appropriate or otherwise provide an amount of budget authority sufficient to carry out recommended Government programs.

Obligations: Commitments of Government funds that are legally binding. For USDA to make a valid obligation, it must have a sufficient amount of BA to cover the obligation.

This page was intentionally left blank.

Outlays: Cash disbursements from the Federal Treasury to satisfy a valid obligation.

Program Level (PL): The gross value of all financial assistance USDA provides to the public. This assistance may be in the form of grants, guaranteed or direct loans, cost-sharing, professional services, such as research or technical assistance activities, or in-kind benefits, such as commodities.

Performance Measures: Indicators, statistics, or metrics used to gauge program performance.

DATA DISPLAY – ZERO TREATMENT

Amounts in text and tables throughout this document are calculated with the greatest level of precision (decimal places) available and rounded for display purposes. Therefore, amounts in tables and charts may not add to displayed totals due to rounding. Due to rounding, amounts in this document may appear to be marginally different than those shown in the President’s Budget, which is developed in millions of dollars.

In tables throughout this document, amounts equal to zero (0) are displayed as dashes (-). Amounts less than 0.5 and greater than zero are rounded and shown as a zero (0). This display treatment is used to prevent the masking of non-zero amounts that do not round up to one (1).

DATA DISPLAY – SCALE

The Budget is most often depicted or described using budget authority as the scale of measurement. However, there are some cases when other measures or scales are used, so the reader should be aware of the context. Note that the budget authority tables contained in this document reflect operating levels. In addition, performance goals reflect performance levels at ongoing funding levels and do not include the effect of supplemental appropriations.

OTHER PUBLICATIONS

The FY 2027 Annual Performance Plan, which provides performance information concerning USDA plans for 2027, will be published in Spring 2026. When it is published, it can be found at: <https://www.usda.gov/our-agency/about-usda/performance>.

CONTACT INFORMATION

Questions may be directed to the Office of Budget and Program Analysis via e-mail at OBPA.OFFICE.OF.THE.DIRECTOR@usda.gov.

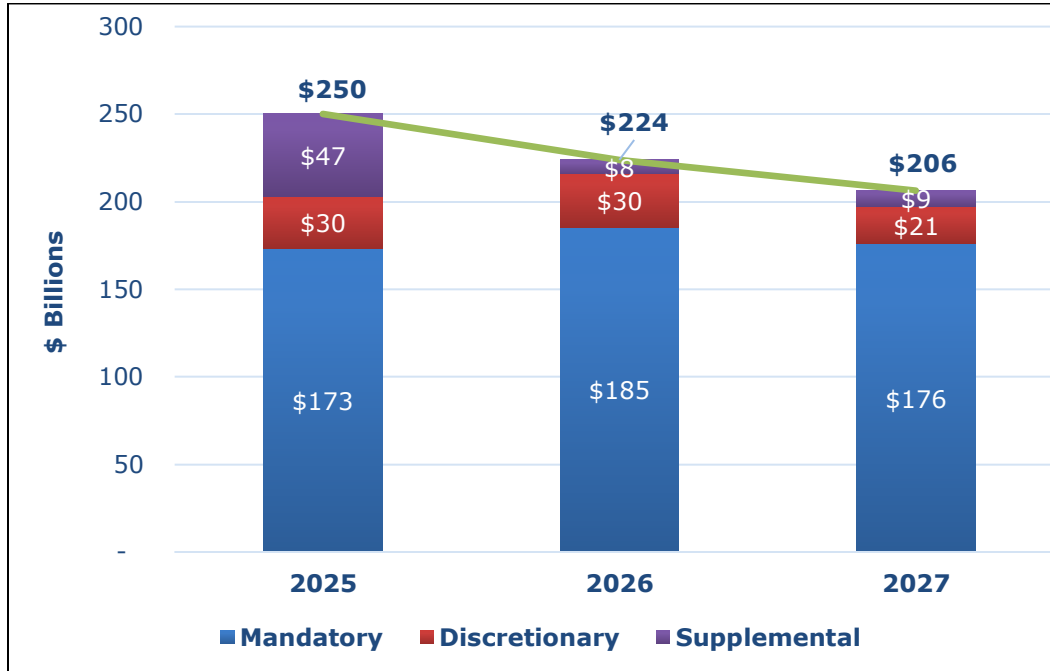
OVERVIEW

MISSION STATEMENT

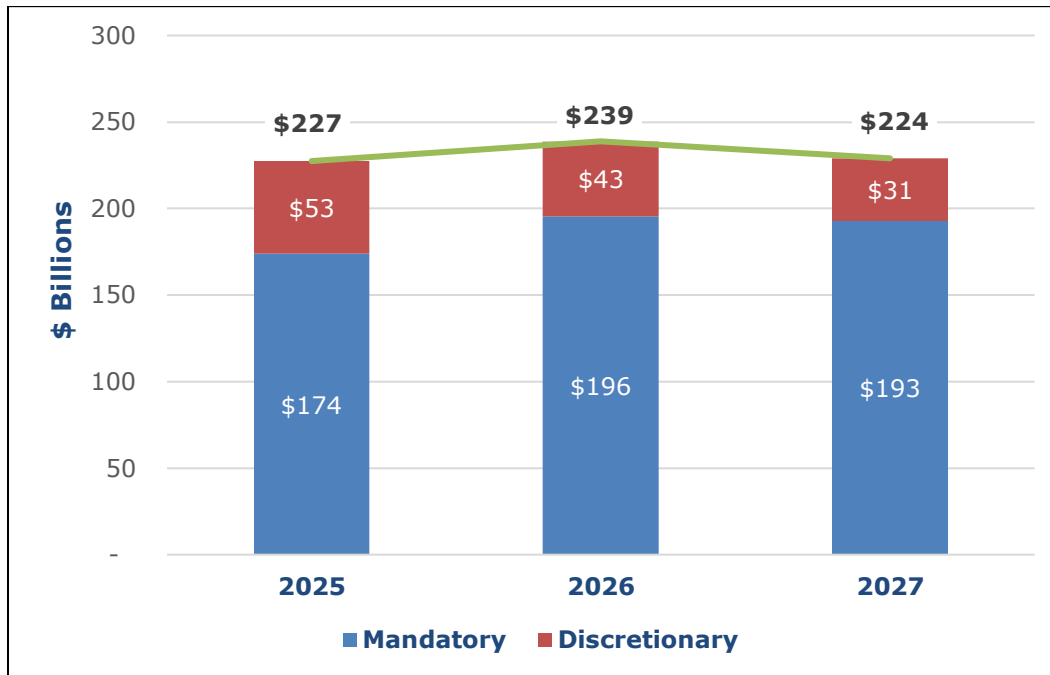
USDA provides leadership on food, agriculture, natural resources, rural development, nutrition, and related issues based on public policy, the best available science, and effective management.

2027 FUNDING OVERVIEW

Figure OV-1. USDA New Budget Authority



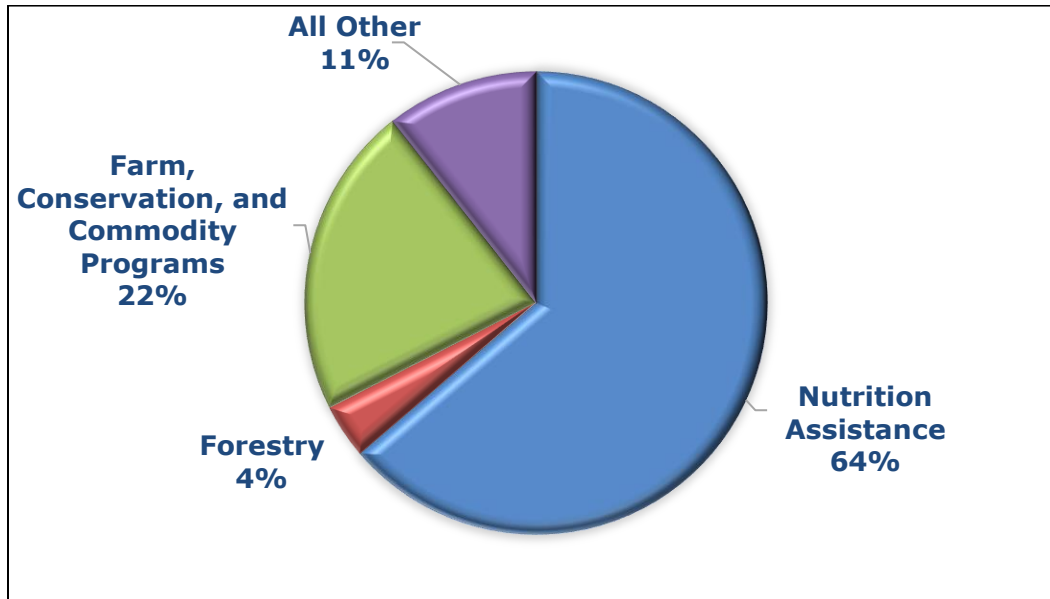
Under current law, the 2027 Budget requests \$20.7 billion in discretionary budget authority to fund USDA programs and operating expenses, including \$341 million in offsetting collections and negative subsidy receipts. This amount represents a decrease of 19 percent, or \$4.9 billion, below the 2026 enacted levels. The request also includes \$155 million in scorekeeping adjustments, which are comprised of rescissions of unobligated balances. The 2027 Budget proposes to unify Federal wildland fire responsibilities into the U.S. Wildland Fire Service (USWFS) within the Department of the Interior, including transferring Agriculture's current wildland fire management resources and responsibilities into the USWFS. The 2026 enacted level includes notional adjustments reflecting this proposal for comparative purposes. For comparative purposes, the 2027 President's Budget shows the 2026 enacted level for Food for Peace Title II Grants as adjusted to be included in the Department of State (DOS) and International Programs total. This adjustment highlights that while these funds are appropriated USDA, they are administered by DOS. In contrast to the President's Budget's comparative presentation, this budget summary reflects the total funding as appropriated directly to USDA.

Figure OV-2. USDA 2027 Outlays¹

Under current law, for 2027, USDA's total outlays are estimated at \$224 billion. Of this total, \$30.9 billion, or 13.83 percent, is dedicated to discretionary programs. These discretionary funds support a wide range of programs, including the largest, the Special Supplemental Nutrition Program for Women, Infants, and Children (WIC). Beyond WIC, this funding serves as the primary source for USDA's operational costs, covering the salaries and expenses of staff and field offices nationwide. It also enables essential work in areas like food safety, rural development loans and grants, cutting-edge research and education, animal and plant health, active management of national forests, wildland firefighting, and international food aid.

¹ Discretionary funding includes recurring annual appropriations and supplemental funding.

Figure OV-3. 2027 Mandatory and Discretionary Outlays (All Other includes Rural Development, Research, Food Safety, Marketing and Regulatory, and Departmental Management)²



² Discretionary funding includes recurring annual appropriations and supplemental funding.

2027 BUDGET SUMMARY HIGHLIGHTS

UNLEASHING A GOLDEN AGE FOR AMERICAN AGRICULTURE AND PROTECTING OUR FOOD AND FARMLAND

The U.S. Department of Agriculture's (USDA) 2027 discretionary Budget Request (Budget) provides \$20.7 billion in discretionary budget authority, including \$341 million in offsetting collections and negative subsidy receipts, to fund USDA's vital programs and operating expenses. This figure represents a 19 percent, or \$4.9 billion, decrease from 2026 enacted levels. This comparative reduction, as presented in the President's Budget, reflects significant programmatic shifts such as the inclusion of Food for Peace Title II Grants within the Department of State's purview and the proposed transfer of USDA's wildland fire responsibilities to the Department of the Interior.

The Budget delivers results for the American people in a fiscally responsible manner, prioritizing farmers and ranchers, strengthening America's agricultural economy, and safeguarding a safe, affordable, and nutritious food supply for every household. USDA is uniquely positioned to continue and expand this urgent work across its mission areas, from Farm Production and Conservation to Animal and Plant Health Inspection Service, Marketing and Regulatory Programs, Food Safety, Rural Development, and Research, Education, and Economics.

To further ensure program activities and resources align with the Administration's highest priorities while eliminating wasteful spending, the request also includes \$155 million in rescissions of unobligated balances. These funds are no longer required because the programs they supported have largely served their intended beneficiaries, and the demand for that specific assistance has been met. USDA is committed to rigorously reviewing and streamlining initiatives, consolidating duplicative efforts, and ensuring our programs yield the highest return for taxpayers and the greatest impact for American producers and consumers.

PUT AMERICAN FARMERS FIRST

Ensure USDA puts farmers first so that farmers, ranchers, and producers can start and maintain profitable businesses.

Support Farmers, Ranchers, and Producers for Generations to Come

America's farmers and ranchers are the backbone of our Nation, and our farms depend on a strong agricultural safety net to establish and grow their operations, reliable access to credit helps these producers manage risk, recover from disasters, and make long-term investments that keep their farms viable. USDA supports these producers through a range of farm loan programs

that include helping family farmers purchase or expand a farm, buy livestock and equipment, and cover essential operating expenses. By strengthening these tools and ensuring they are accessible, USDA is promoting innovation, and helping farms remain competitive, resilient, and central to the future of domestic agriculture.

Initiative Highlights:

USDA loan and insurance programs provide an effective financial safety net for farmers and ranchers to sustain economically viable agricultural production, support rural jobs and economic growth by providing protection from both yield and market risks. In 2025, USDA opened enrollment for key farmer safety net programs, including Agriculture Risk Coverage, Price Loss Coverage, and Dairy Margin Coverage, ensuring our American producers can manage risk effectively. Recent enhancements to the Federal crop insurance program include new programs for shellfish, kiwifruit, grapevines, and other specialty crops.

USDA also announced updated lending rates and expanded disaster assistance through the Supplemental Disaster Relief Program (SDRP). USDA also issued economic assistance payments totaling \$9.4 billion under the Emergency Commodity Assistance Program, ensuring eligible producers have expedited relief amidst market volatility. In addition, USDA announced the Farmer Bridge Assistance (FBA) Program in December 2025, which has distributed \$8.4 billion to producers.

In 2025, USDA provided \$3.5 billion to beginning farmers, of which \$2.5 billion was in the farm ownership loan program and \$1.0 billion was in the farm operating loan program. USDA also provided 27,616 loans or loan guarantees to support farmers that may otherwise be unable to obtain credit from commercial sources. Loans enabled family farmers to buy or expand a farm, construct or improve buildings, cover closing costs, and support soil and water conservation among other essential operating expenses.

Budget Highlights:

The Budget continues to provide “such sums” as may be necessary over \$18 billion for Federal crop insurance that protects against agricultural losses due to natural disasters. This estimated \$18 billion projection reflects increased subsidies provided by the Working Families Tax Cuts Act (PL 119-21) funding and will allow USDA to continue to provide effective, market-based risk management tools and solutions to strengthen the economic stability of agricultural producers and rural communities.

The Budget supports a farm loan level of nearly \$10 billion to support American agriculture. For farm ownership loans, over \$1.2 billion in direct loans and nearly \$4.7 billion in guaranteed loans will provide almost 21,000 loans to help farmers expand their operations. For farm operating loans, the Budget provides over \$1.6 billion in direct loans and \$2 billion for guaranteed loans, funding nearly 12,000 loans in FY 2027.

Improve Access to and Develop New Technology for All Production Agriculture

Farmers should spend their time growing their operations, not buried in unnecessary paperwork. USDA is deploying modern technologies to deliver faster, simpler, and more reliable services to producers. This overhaul of old, duplicative, and wasteful systems means less red tape, quicker approvals, and program dollars reaching farmers' pockets faster. By cutting bloated bureaucracy and streamlining how we deliver support, we can strengthen customer service for the people who feed America and the world.

Initiative Highlights:

USDA launched the "One Farmer, One File" modernization initiative that streamlines how farmers interact with the Department by creating a single, unified record that follows producers across the Farm Service Agency, Natural Resources Conservation Service, and Risk Management Agency programs. This effort will eliminate duplicative paperwork, reduce administrative burden, retire outdated systems, and improve program delivery. USDA also implemented enhancements to its loan programs and succession planning resources, enabling pre-filled applications and accelerated payments for beginning farmers and ranchers.

By integrating agency systems and using government-wide tools like Login.gov for Farmer Bridge Assistance, as well as simplifying conservation program applications, USDA is strengthening customer service, cutting costs, and ensuring farmers get to spend more time growing their operations rather than filling out burdensome paperwork.

Budget Highlights:

The Budget provides \$55 million to replace the antiquated Farm Loan systems with streamlined loan application, loan making, and loan servicing administration. This includes adopting new technologies, such as electronic signatures and program eligibility tools based on current farming operations. The Budget also supports initiatives related to artificial intelligence, system consolidation, legacy system replacement, and cost-saving modernization strategies.

Make American Agriculture the Most Competitive in the World via New Markets, Trade Promotion, and Improved Trade Data Analysis

For decades, American farmers and ranchers were treated as second-class suppliers and forced to accept foreign tariff regimes that shut them out of markets. Our farmers deserve fair access to global markets and trade conditions that allow producers to compete on equal footing. USDA, in partnership with the U.S. Trade Representative, is advancing President Trump's comprehensive strategy to expand export opportunities, reduce the agricultural trade deficit, and confront trading partners whose policies unfairly restrict or disadvantage U.S. products. Through new reciprocal trade

agreements, improved financing tools, and targeted trade missions, USDA is opening markets for a wide range of commodities, eliminating nontariff barriers, and securing commitments that protect long-term access for key U.S. products. By prioritizing market access, enforcing fair trade practices, and supporting the global promotion of U.S. agricultural goods, USDA is ensuring that when American producers compete, they win.

Initiative Highlights:

USDA has advanced a broad set of 18 new trade frameworks and market access initiatives that have reduced or removed tariffs and nontariff barriers across multiple regions. Mexico increased American wine exports by 30 percent in 2025, reaching \$18 million; South Korea purchased \$1 billion in corn, more than double 2024 purchases; Bangladesh purchased \$172 million in soybeans; Costa Rica streamlined its dairy access for U.S. producers; and India cut its bourbon tariff by 50 percent.

The Trump Administration signed new trade deals and trade frameworks with more than 15 countries in 2025. Trade agreements with Malaysia, Cambodia, and Bangladesh have opened markets for U.S. beef, pork, and poultry products as well as U.S. soybeans, soy meal, rice, and wheat. These efforts have opened foreign markets to U.S. agricultural goods while resolving longstanding regulatory challenges including duplicative inspection requirements, product name restrictions, and other import hurdles.

Additionally, USDA has conducted numerous trade missions to countries and regions showing strong economic growth potential, reduced trade barriers, or other favorable market conditions for U.S. agricultural exports. For instance, trade missions to the Dominican Republic, Guatemala, Hong Kong, Morocco, Peru, Taiwan, and Thailand supported 192 U.S. businesses. These missions facilitated 2,585 business-to-business meetings, which are projected to generate over \$85.75 million in sales within 12 months. They also saw significant participation from 28 agricultural associations, 16 State Departments of Agriculture, and 201 U.S. agribusinesses.

Budget Highlights:

The Budget provides \$228 million to facilitate global trade, expand access to foreign markets for U.S. agricultural producers, and continue to carry out President Trump's aggressive trade policy. It will reduce tariff and non-tariff barriers, eliminate export subsidies, reduce trade-distorting domestic subsidies, and foster the development of rules-based international systems. The Budget also supports strengthening local infrastructure and regulatory systems, establishing science-based frameworks to monitor and mitigate plant and animal diseases, enhancing alignment with U.S. practices and positions, and promoting compliance with international obligations.

PRIORITIZE RURAL COMMUNITIES AND ECONOMIES

Revitalize rural America by improving access to job opportunities, innovative economic opportunities, and an affordable living.

Reduce the Cost of Living for Americans

Small family farms and the rural towns they anchor are essential to our agricultural economy, national well-being, and American social fabric. USDA will invest in rural infrastructure like safe and reliable drinking water systems, affordable housing, broadband, and electricity. We will also partner with the private sector to drive innovation, create jobs, and expand markets for American-grown products, ensuring our rural family farms and businesses remain.

Initiative Highlights:

USDA provides rural communities with funding to develop and support modern, affordable water and waste disposal services. In 2025, USDA provided over \$900 million in direct and guaranteed loans and \$624 million in grants, targeting approximately 22 percent of funds to counties with persistent poverty, and benefiting more than 1.65 million rural residents. USDA also ensures that rural residents have access to reliable, affordable electricity. In 2025, USDA provided just over \$25 billion for 436 projects to upgrade, expand, maintain, or replace America's vast rural electric infrastructure.

USDA provides critical financing for telecommunications infrastructure, ensuring rural communities have access to reliable telephone service and broadband. In 2025, USDA obligated \$121.8 million in Infrastructure Loan funding across seven states. For example, two projects in Missouri received a combined \$43 million to deploy fiber-to-the-premises networks that will benefit 40,239 people. Through these investments, USDA helps maintain a seamless, nationwide telecommunications network that supports access to broadband for education, healthcare, public safety, and economic opportunity for all Americans, regardless of where they live.

USDA's Rural Housing Service (RHS) provides loans, grants, and loan guarantees that support single- and multi-family housing, along with essential community facilities in rural areas. Affordable housing plays a critical role in supporting families, workers, and the overall economic health of rural communities. These investments help ensure access to safe and reliable housing for some of rural America's lowest-income households and elderly residents. In 2025, the Rural Housing Service obligated \$752.8 million to support 2,756 new Single-Family Housing (SFH) Direct loans. Investments in Multi-Family Housing (MFH) totaled more than \$239 million. Additionally, \$1.6 billion funded the renewal of 212,630 low-income Rental Assistance (RA) units. Rural communities also benefited from over \$1 billion in Community Facility investments.

Budget Highlights:

The Budget provides \$23.5 billion in support of making homeownership and housing affordable again for rural Americans, including a SFH program level of over \$21 billion, MFH program level of \$613 million, and \$1.87 million for RA. The Budget continues to propose decoupling RA from a multi-family mortgage, allowing RHS to continue to provide RA to properties that no longer have MFH Section 515 loans. This change helps maintain safe, affordable housing for tenants and supports preservation while phasing out the Rural Voucher program.

To strengthen rural infrastructure, the Budget invests \$144 million in budget authority to provide \$1 billion in Water and Waste program levels, \$30 million for Distance Learning and Telemedicine grants, including a set-aside to address our Nation's opioid crisis, and \$1.9 billion in Community Facilities loans. Congressionally earmarked grants are not included amounting to a \$659 million reduction. Instead, all communities are treated the same with opportunities to get low interest loans for essential facilities. This action is taken to restore the program to its intended purpose of promoting low-cost lending based on objective, needs-based criteria for rural communities. This shift moves away from non-competitive, congressionally directed grants, ensuring that funding is allocated to projects with the greatest demonstrated need and equitable distribution.

These investments enhance the ability of rural communities to attract and retain employers, support essential services, and improve the quality of life for rural Americans.

Unleash American Energy and Natural Resource Opportunities

America cannot achieve lasting energy security by leaving critical minerals, timber, and strategic resources untapped on our own lands. Responsible development and active land management of National Forest System (NFS) are essential to strengthening domestic supply chains and ensuring that America's natural resources serve American workers, industries, and rural communities. USDA will expand responsible energy and mineral development and increase domestic timber production on federal lands managed by the U.S. Forest Service (Forest Service). USDA will also eliminate unnecessary regulatory barriers, accelerate project review and permitting, where appropriate, to advance active forest management practices. In addition, USDA will aggressively expand and incentivize the production of homegrown, domestic biofuels which will further strengthen our Nation's energy security.

Initiative Highlights:

In 2025, the Forest Service realigned resources to efficiently facilitate mineral and energy development on federal lands consistent with Executive Order (E.O.) 14154, *Unleashing American Energy*, Secretary's Memorandum 1078-005, *Expanding Energy and Mineral Opportunities on Federal Forest Lands*, and E.O. 15156, *Declaring a National Energy Emergency*. The Forest Service's

minerals and energy program have contributed an estimated \$7.9 billion annually to the Nation's economy and supports 38,800 jobs, with a footprint of less than 1 percent of National Forests and Grasslands.

In addition, the minerals and energy program manages approximately 3.1 million acres of NFS lands that are currently leased for oil, natural gas, coal, phosphates, geothermal resources, and other leasable mineral commodities. These commodities are valued at over \$4.8 billion in 2024 and generated nearly \$533 million in revenue through royalties and other payments to the United States Treasury (\$402 million from oil and gas, \$106 million from coal, and \$25 million from other leasable mineral commodities).

USDA also released \$537 million under the Higher Blends Infrastructure Incentive Program (HBIIP) to support 543 projects across 29 states. This investment strengthens rural economies by expanding infrastructure needed to increase the availability of higher-blend biofuels, supporting agricultural producers, diversifying the Nation's energy supply, and enhancing energy security.

Budget Highlights:

The Budget requests \$2.1 billion for critical investments that will enable the Forest Service to continue actively managing the National Forests and Grasslands. This funding prioritizes supporting local economies through timber production, recreation, energy development, and livestock grazing, ensuring these public lands contribute to the American people and national prosperity. The Budget specifically supports the goals of Executive Order 14225, *Immediate Expansion of American Timber Production*, and the *Working Families Tax Cuts Act*, by increasing funding for Active Forest Management. A notable change is the shifting of the Forest Inventory and Analysis program to the National Forest System to better align with timber production needs. Additionally, the Budget continues to support the Forest Service Minerals and Geology Management program, working with the Department of the Interior (DOI) Bureau of Land Management, to facilitate domestic production of critical minerals and ensure a stable energy supply while sustaining long-term ecosystem health. The Budget's proposal to unify wildland fire management operations into the U.S. Wildland Fire Service within DOI will allow the Forest Service to more fully focus on these core mission activities.

PROTECT AND EXPAND THE RESILIENCE OF U.S. AGRICULTURE

Address threats from foreign adversaries and strengthen the resilience of our Nation's food and agricultural systems.

Secure and Protect American Farmland

Food security is national security, and strengthening the resilience and integrity of the U.S. food supply requires greater transparency in foreign

ownership of agricultural land, targeted action to address supply chain vulnerabilities, and stronger research security. By identifying gaps and risks across the agricultural supply chain, USDA can help steer domestic investment toward critical inputs and materials while bolstering trusted trade partnerships in areas where domestic capacity is limited. Protecting the agricultural research enterprise from foreign influence, intellectual property theft, forced technology transfer, and agroterrorism ensures that U.S. leadership in science and innovation delivers direct benefits to American farmers, ranchers, and businesses.

Initiative Highlights:

In response to E.O. 14292, *Improving the Safety and Security of Biological Research*, USDA suspended all dangerous gain-of-function biological research and halted new funding for related projects after June 20, 2025. USDA and the Trump Administration are prioritizing research that strengthens the resilience and competitiveness of domestic producers. For example, USDA funded the AI Institute for Next Generation Food Systems at University of California, Davis which integrates research across breeding, production, processing, and nutrition to create a unified, data-driven view of the food supply chain. By automatically analyzing millions of scientific sources to characterize more than 1,000 foods, ingredients, chemicals and their health impacts, this single authoritative resource identifies supply-chain vulnerabilities and supports America-focused decision-making.

In July 2025, USDA signed a Memorandum of Understanding with the Department of the Treasury to strengthen federal oversight of foreign investments that could impact U.S. agriculture, ensuring USDA reviews transactions involving farmland, agricultural supply chains, biotechnology, and related assets. This partnership reinforces national security by helping detect and prevent adversarial control over key agricultural resources. In December 2025, USDA unveiled reforms to the Agricultural Foreign Investment Disclosure Act, to overhaul foreign farmland disclosure, bringing transparency to nearly 277,000 acres tied to foreign adversaries. USDA also updated BioPreferred eligibility requirements and restricted guaranteed-lending programs to exclude foreign adversaries, ensuring federal investments are directed to domestic producers.

Budget Highlights:

The Budget realigns \$13.36 million to centralize national security leadership, policy development, emergency preparedness and response initiatives under the Office of Homeland Security. This strategic realignment is expected to reduce redundancies, ensure more coordinated resource allocation, and improve the execution of departmental security policies, ultimately bolstering USDA's resilience and readiness without compromising overall security.

The Budget provides \$222 million to monitor and mitigate plant and animal diseases and promote foreign partners' compliance with international food

safety standards, by leveraging a robust global network of almost 100 offices that operate in nearly 180 countries.

Safeguard American Agriculture from Animal and Plant Pests and Diseases

America's national security depends on protecting our animal and plant resources from pests, diseases, and other threats that could disrupt our agricultural production and trade. USDA will strengthen our biosecurity and rapid response capabilities to prevent, detect, and control threats to livestock and crops, and continue to take aggressive action to address the New World Screwworm (NWS) crisis. Through science-based oversight and enforcement of animal welfare and sanitary and phytosanitary standards, USDA will serve as the first line of defense for our domestic production and export markets, ultimately ensuring the safety and reliability of the U.S. food, fuel, and fiber system for all Americans.

Initiative Highlights:

Keeping the United States free of NWS, a devastating pest of livestock that can affect any warm-blooded animal, including people, saves American cattle producers approximately \$1.5 billion annually. USDA has worked closely with Panama, Mexico, and regional partners to contain NWS and prevent its movement towards the U.S. border. In 2025, USDA used emergency funds to increase its sterile insect production from 20 million to 100 million per week. In January 2026, USDA launched a \$100 million innovation challenge for NWS eradication. This work is critical to preventing NWS from reestablishing in Central America and spreading to the United States.

USDA's Avian Health program protects the U.S. poultry industry, while facilitating agricultural trade in poultry and poultry products. In 2025 and 2026, USDA invested \$1 billion to combat Highly Pathogenic Avian Influenza (HPAI) to safeguard U.S. poultry and egg production valued at \$70 billion in 2024. USDA conducts surveillance, prevention, and control activities for domestic poultry, wild birds, and the live bird marketing system.

Budget Highlights:

The Budget provides \$1.1 billion for the Animal and Plant Health Inspection Service, consistent with 2026 enacted levels. Within that total, \$387 million is for Plant Health, with a focus on combatting exotic fruit fly outbreaks in Texas and California and \$393 million is for Animal Health. The Budget proposes \$4.5 million to support the long-term response to NWS, with the goal of increasing production of sterile insects from an average of 100 million to 500 million per week through new production facilities in the United States and Mexico as well as increased surveillance and other control activities.

MAKE AMERICA HEALTHY AGAIN

Provide Americans with access to healthier food systems to build healthier families, stronger communities, and a stronger Nation.

Address the Chronic Disease Epidemic through Access to Healthy, Nutritious, and Real Food

We believe that every American deserves to be healthy, but too many Americans are sick and don't know why. In partnership with the U.S. Department of Health and Human Services (HHS), USDA is carrying out the most significant reset of federal nutrition policy by prioritizing high-quality protein, healthy fats, fruits, vegetables and whole grains, and avoiding highly processed foods and refined carbohydrates. These guidelines are the foundation for dozens of federal feeding programs and USDA will ensure our producers are at the forefront of providing affordable, nutrient-dense, wholesome foods to the American dinner table.

Initiative Highlights:

Under President Trump's leadership, common sense, scientific integrity, and accountability have been restored to federal food and health policy. In January 2026, USDA and HHS jointly released updated U.S. Dietary Guidelines which promote real food, full-fat dairy, and reduced consumption of processed foods. USDA has undertaken bold reforms to restore integrity and nutritional value within the Supplemental Nutrition Assistance Program (SNAP), approving 22 SNAP food-choice state waivers that limit the purchase of non-nutritious items such as soda, sugar-sweetened beverages, energy drinks, candy, and prepared desserts.

Since January 2025, USDA made significant commitments to purchase approximately \$1 billion in domestically produced dairy and agricultural products under the Section 32 program. On a case-by-case basis, purchases are evaluated to determine whether they are needed to stabilize markets. The commodities are donated to local food banks to provide an additional supply of nutritious, wholesome foods. These Section 32 purchases include dairy as well as a wide range of U.S.-grown commodities including chickpeas, lentils, dried beans, split peas, fresh pears, pecans, and walnuts. Together, these actions aim to support producers, reinforce the food supply chain, and ensure that essential foods reach those in need.

Budget Highlights:

The Budget provides \$8 billion dollars for Special Nutrition Programs for Women, Infants and Children (WIC), of which \$500 million is for the WIC contingency fund. The funding requested will serve all eligible women, infants, and children who seek WIC benefits-currently projected to reach 7.2 million participants in 2027. The Budget will continue to support research on how food prices, store access, labeling, income, and household characteristics influence dietary and nutritional outcomes, food program targeting and delivery, and

measurement of program participation through the Economic Research Service. In addition, the Budget allows the Agricultural Research Service to continue to carry out long-term research studies in nutrition monitoring, the scientific basis for dietary recommendations, prevention of chronic diseases, and life stage nutrition and metabolism.

Maintain and Protect a Safe and Affordable Food System

America's food safety system is central to defending our national security and the economic strength of our domestic agricultural system. By ensuring that meat, poultry, and processed egg products are safe, wholesome, and accurately labeled, USDA protects a critical part of the food supply that sustains hundreds of millions of Americans. USDA also works to ensure that international trade agreements reflect science-based U.S. food safety standards. Together with strong import and export oversight, these efforts reinforce global cooperation, safeguard domestic markets from unsafe products, and uphold a secure, resilient, and trusted food system at home and abroad.

Initiative Highlights:

In 2025, USDA verified that 6.5 billion pounds of meat and poultry products and approximately 5.8 million pounds of egg products met U.S. food safety standards through foreign system equivalence determinations, onsite audits, and reinspection at U.S. points-of-entry. USDA also certified the export of more than 8 billion pounds of U.S. meat and poultry products and approximately 20 million pounds of egg products to international markets.

USDA's public health efforts rely on extensive scientific research and testing to strengthen detection of pathogens such as Salmonella, Listeria monocytogenes, and Shiga toxin-producing E. coli. USDA analyzed approximately 88,500 microbiological samples in 2025, up 13 percent from 2024, and enhanced testing methods to provide faster and more comprehensive results. These methods help identify sanitation issues in facilities and expand monitoring of threats like avian influenza and antimicrobial resistance. To further strengthen consumer protection, USDA opened a modernized Midwestern Laboratory in Missouri to analyze pathogen and chemical residue samples, enabling faster risk identification, targeted follow-up inspections, and timely recalls or enforcement actions.

Budget Highlights:

The Budget provides \$1.06 billion to conduct statutorily required food safety inspections at approximately 7,100 federally inspected establishments, verify truthful and accurate labeling, and conduct statutorily required food safety reinspection of imported meat, poultry, and egg products to protect American consumers from unsafe food and protect producers of American livestock and poultry from foreign animal diseases.

The Budget also provides \$21 million to protect American consumers from contaminated foods and protect the reputation of U.S. food products and industry by ensuring establishments meet import and export requirements. In addition, FSIS's equivalence process ensures that countries exporting products to the U.S. demonstrate that their procedures meet the U.S. level of protection for food safety and other standards for food production and distribution.

PROTECT AMERICA'S AGRICULTURAL HERITAGE

End abusive government overreach to protect farmers, families, and private property.

Protect Farmers, Ranchers, and Producers from Internal Bureaucracy

America was built by those who work the land, not those who regulate it. For generations, America helped and protected the freedom of farmers, ranchers, and rural businesses to grow and innovate, but bureaucratic delays, overreach, and duplication have increasingly constrained our entire industry's ability to compete and thrive. The Biden Administration imposed \$1.7 trillion in costly regulations which impacted all aspects of the supply chain, ultimately driving up grocery bills for Americans across the country. In just one year, President Trump eliminated 129 regulations for every new one issued resulting in \$211.8 billion in net cost savings. The Budget carries this effort forward to ensure our small family farms can spend more time improving or expanding their operations, rather than fighting to access the resources they deserve.

Initiative Highlights:

USDA is taking action to eliminate overcomplicated and burdensome regulations that hinder economic growth, innovation, and effective land management. USDA rescinded seven agency-specific NEPA regulations and consolidated NEPA requirements under one set of department regulations, resulting in an estimated annual savings of \$22.3 million. USDA also directed the cancellation of more than 3,600 contracts and \$5.5 billion in grants tied to illegal DEI, refocusing USDA back toward farmer-centric services.

USDA's proposed rescission of the 2001 Roadless Rule reflects a shift toward common sense, locally driven decision making that allows land managers to address wildfire risk, forest health needs, and community priorities without outdated restrictions. Moving away from a one-size-fits-all national rule reduces unnecessary regulatory burdens, streamlines management, and improves operational efficiency. By restoring flexibility to local experts through existing land management planning processes, the proposal supports timelier, cost-effective stewardship across millions of acres while maintaining required environmental safeguards.

Budget Highlights:

The Budget proposes significant reductions and eliminations across several programs to reduce bureaucratic red tape, ensuring farmers, ranchers, and producers can access support efficiently and fairly.

A substantial cut of \$510 million is proposed for NIFA Formula Grants. This strategic shift aims to transition from predetermined allocations to a more competitive funding model, ensuring research investments are directed towards projects of national interest and scientific merit, rather than those with limited broad impact.

The Budget reduces funding for the Agricultural Marketing Service (AMS) by \$61 million. This adjustment aims to enhance market competitiveness and drive down input costs for farmers by eliminating programs that have provided recurring, non-competitive funding for specific marketing efforts. The Department believes that industry-led marketing initiatives and existing self-help programs, such as checkoff programs, are better positioned to support industry specific and local grant programs , allowing for a more efficient use of taxpayer funds.

OPTIMIZE USDA'S CUSTOMER SERVICE AND PROTECT THE TAXPAYERS

Modernize the USDA workforce and internal operations so it best serves the needs of the rural customers and communities we serve and protects American taxpayers from waste, fraud, and abuse.

Promote and Enhance Efficiencies and Innovation in Programmatic and Operational Activities to Reduce Waste, Fraud, and Abuse

USDA is committed to cutting wasteful spending and reorganizing the Department to create a lean, efficient structure that empowers our farmers and ranchers. We will modernize service delivery to make certain that benefits are delivered only to eligible households and program funds are used as intended. By focusing on efficiency, accountability, and stronger safeguards against fraud, waste, and abuse in programs such as SNAP, USDA will ensure that every dollar strengthens U.S. agriculture and serves the American people.

Initiative Highlights:

SNAP participation for 2025 averaged 42.4 million people per month, representing approximately a 1.7 percent increase from the average monthly participation in 2024. However, due to several provisions enacted in P.L. 119-21, the Working Families Tax Cut Act, SNAP participation is estimated to decrease by almost three million participants from 40 million participants in 2026 to 37.1 million participants in 2027. To improve program integrity, USDA awarded 7 SNAP Fraud Framework Implementation Grants (Arkansas,

Georgia, Indiana, New Hampshire, New Jersey, Tennessee, and Washington) totaling about \$4.7 million to support state agency efforts to improve and expand recipient fraud prevention, detection, and investigation efforts.

In February 2026, USDA announced the disposal of the South Building and Braddock Place, a fiscally responsible step taken with the General Service Administration (GSA) that reduces the Department's wasteful real estate footprint and avoids an estimated \$1.6 billion in deferred maintenance costs. As part of a broader effort to realign resources with mission needs, USDA is implementing a phased relocation plan that shifts much of its headquarters to regional hub locations (e.g., North Carolina, Missouri, Indiana, Colorado, and Utah) with lower locality pay rates and existing workforce concentrations.

Budget Highlights:

The Budget provides \$119.28 million for Department-wide efforts related to the prevention and detection of fraud, waste, and abuse with a focus on safety and security, integrity of benefits, and the efficient delivery of USDA programs and operations.

The Budget also provides \$55 million to manage staff relocations and prepare buildings for closure as part of USDA's broader reorganization initiative and efforts to reduce the federal real estate footprint in the National Capital Region. Disposing of these underutilized assets will reduce long-term maintenance liabilities, improve stewardship of taxpayer resources, and ensure USDA employees are closer to the farmers and ranchers they serve.

FARM PRODUCTION AND CONSERVATION

MISSION

The Farm Production and Conservation (FPAC) mission area serves as a unified "one-stop shop" for America's farmers, ranchers, and forest managers, focusing on domestic agricultural issues. It brings together the Farm Service Agency (FSA), the Risk Management Agency (RMA), the Natural Resources Conservation Service (NRCS), and the FPAC Business Center (FPAC BC). These agencies implement vital programs designed to mitigate farming risks through crop insurance, conservation initiatives, technical assistance, commodity support, lending, and disaster relief.

Agriculture, food, and related industries are a cornerstone of the U.S. economy, contributing approximately \$1.62 trillion to U.S. gross domestic product (GDP) in 2024, representing a 5.5 percent share. Of this, America’s farms directly contributed \$238.7 billion, or about 0.8 percent of U.S. GDP. This vital sector supported 19.1 million full- and part-time jobs in 2023, accounting for 12 percent of total U.S. employment, with direct on-farm employment making up about 1.41 million of these jobs. The agricultural sector's significant impact extends across both rural and national economies.

FARM PRODUCTION AND CONSERVATION BUSINESS CENTER

Table FPAC-1. FPAC Business Center Budget Authority (millions of dollars)

Item	2025 Actual	2026 Enacted	2027 Budget
Discretionary:			
FPAC Business Center	\$244	\$168	\$162
Mandatory: ¹			
NRCS - Agricultural Conservation Easement Program	8	10	10
NRCS - Conservation Stewardship Program	21	25	25
NRCS - Environmental Quality Incentives Program	31	36	36
Total, Mandatory Programs	60	71	71
Total, FPAC BC.....	304	238	232

1 Discretionary transfer of mandatory CCC funds in 2025, 2026 and 2027.

The Budget provides \$162 million in discretionary funding for the FPAC BC, which represents a \$6 million decrease from the FY 2026 level. This decrease is primarily due to a \$6 million reallocation of National Security Related Expenses to the Office of Homeland Security (OHS). This strategic realignment aims to centralize resources under OHS, enhancing efficiency and effectiveness within USDA by consolidating national security leadership, preparedness, and threat mitigation efforts.

FARM SERVICE AGENCY**Table FPAC-2. FSA Budget Authority (millions of dollars)**

Item	2025 Actual	2026 Enacted	2027 Budget
Discretionary:			
FSA Salaries and Expenses:			
Salaries and Expenses (Direct Appropriation)	\$1,209	\$1,125	\$953
Transfer from Program Accounts	306	306	236
Total, Salaries and Expenses	1,515	1,431	1,190
Agricultural Credit Insurance Fund Program Account:			
Loan Subsidy	54	34	31
Loan Program Expenses	20	20	16
Total, ACIF Program Account	74	54	47
State Mediation Grants	7	7	-
Grassroots Source Water Protection Program	7	8	-
Geographically Disadvantaged Farmers and Ranchers	4	4	-
Total, Ongoing Discretionary Programs	92	73	94
Total, Discretionary Programs	1,606	1,502	1,236
Mandatory:			
Dairy Indemnity Program	(500)	(500)	(500)
Total, Mandatory Programs	-	-	-
Total, Current Law	1,606	1,502	1,236
Total, FSA¹	1,606	1,502	1,236

¹ Totals may not sum due to rounding.

FSA helps deliver important programs to farmers, including farm loans, support for agricultural goods (commodities), conservation efforts, and disaster relief. To do this, FSA works closely with the Commodity Credit Corporation (CCC). The CCC is crucial because it provides the funding for many of the USDA programs related to commodities, exports, and conservation.

SALARIES AND EXPENSES

The Budget requests a total of \$1.190 billion available for Salaries and Expenses (S&E). This includes \$953 million in appropriations for maintaining FSA headquarters, state, and county offices, which represents a \$172 million decrease from the FY 2026 level. Additionally, the transfer to FSA S&E from the Agriculture Credit Insurance Fund Program (ACIF) is set at \$241 million, reflecting an \$80 million reduction from FY 2026. These adjustments collectively reflect a comprehensive effort to optimize resource allocation, enhance efficiency, and strategically prioritize program delivery while managing administrative overhead.

Table FPAC-3. FSA Full-Time Equivalents

Item	2025 Actual	2026 Enacted	2027 Budget
Federal	3,087	2,627	2,141
Non-Federal County-based:	6,830	6,232	4,886
Total Permanent Full-Time.....	9,917	8,859	7,027
Temporary (Non-Federal)	202	200	200
Total, FSA Full-Time Equivalents	10,119	9,059	7,227

STATE MEDIATION GRANTS

The Budget eliminates all funding for State Mediation Grants. Historically, this program received \$6.5 million, but this funding is no longer deemed critical. This decision is based on the availability of more affordable alternative dispute resolution options through the private sector. These private sector options can effectively resolve disputes within a participant's financial means, providing a low-cost alternative to appeals and expensive litigation.

GRASSROOTS SOURCE WATER PROTECTION PROGRAM

The Budget eliminates all funding for the Grassroots Source Water Protection Program (GSWPP). This decision aims to reallocate budget resources to more mission-critical functions. States can continue to pursue wellhead and groundwater protection through other available Federal and state programs, which helps prevent source water pollution through voluntary practices and avoids duplicating efforts.

GEOGRAPHICALLY DISADVANTAGED FARMERS AND RANCHERS

The Budget eliminates all funding for the Geographically Disadvantaged Farmers and Ranchers program. This program previously reimbursed producers for a portion of the cost to transport agricultural commodities or inputs.

Table FPAC-4. ACIF Program Level (PL) and Budget Authority (BA) (millions of dollars)

Item	2025 PL Actual	2025 BA Actual	2026 PL Enacted	2026 BA Enacted	2027 PL Budget	2027 BA Budget
Discretionary:						
Farm Ownership Loans:						
Direct.....	\$2,579	50	\$2,580	\$33	\$1,242	\$31
Guaranteed Unsubsidized.....	3,500	-	3,500	-	4,664	-
Total, Ownership Loans.....	6,079	50	6,080	33	5,906	31
Farm Operating Loans:						
Direct.....	1,633	-	1,633	-	1,633	-
Guaranteed Unsubsidized.....	2,118	-	2,000	-	2,000	-
Total, Operating Loans.....	3,751	-	3,633	-	3,633	-
Emergency Loans	30	4	14	1	-	-
Indian Land Acquisition Loans .	20	-	20	-	-	-
Boll Weevil Eradication Loans ..	-	-	60	1	-	-
Conservation Loans:						
Direct.....	-	-	-	-	-	-
Guaranteed Unsubsidized.....	150	-	150	-	-	-
Total, Conservation Loans .	150	-	150	-	-	-
Total, ACIF	10,030	54	9,957	34	9,539	31

Totals may not sum due to rounding.

AGRICULTURE CREDIT INSURANCE FUND PROGRAM

The Budget supports just over \$9.5 billion in farm loans, serving as a crucial safety net for America's farmers by providing credit when commercial sources cannot meet their needs. This funding is projected to support an estimated 33,000 loans to farmers and ranchers, helping finance operating expenses and providing opportunities to acquire or maintain a farm or ranch.

Specifically, for farm operating loans, the Budget includes \$1.6 billion in direct loans and \$2.0 billion in guaranteed loans, which will serve approximately 22,000 farmers and ranchers. For farm ownership loans, \$1.2 billion in direct loans and \$4.7 billion for guaranteed loans are included, providing an estimated 11,000 loans. The elimination of funding for Emergency loans reflects FSA's plan to fully support the program by using nearly \$3.7 million in carryover, which will provide an estimated 300 loans with a loan level of \$50 million, which is more than enough to meet the expected demand in 2027. FSA is no longer requesting funding for Indian Land Acquisition, Boll Weevil Eradication, or Conservation loans because these programs no longer have any demand whatsoever, with the last loan for some being in 2011. It is a waste of administrative funding to continue to request loan level for programs that are not being sought after by farmers.

Additionally, the Budget proposes a rescission of \$95 million from the carryover balances associated with Section 22006 of the Inflation Reduction Act (IRA). These funds were originally designated for financial assistance to economically distressed farm loan borrowers. The program successfully provided support in various phases, initially addressing borrowers in default,

then those who were delinquent, and subsequently assisting individuals who had utilized personal savings, such as retirement or college funds, to maintain current loan status. Given that the program has largely served its intended beneficiaries and the demand for this specific assistance has been met, these remaining funds are no longer required.

RISK MANAGEMENT AGENCY

Table FPAC-5. RMA Budget Authority (millions of dollars)

Item	2025 Actual	2026 Enacted	2027 Budget
Discretionary:			
RMA Salaries and Expenses Appropriations.....	\$66	\$60	\$60
Transfer from FCIC (Mandatory).....	7	7	10
Total, Salaries and Expenses	73	67	70
Mandatory:			
Indemnities Net of Producer Paid Premium ¹	8,529	12,665	12,820
Delivery Expense ²	2,840	2,520	2,905
Underwriting Gain ³	2,470	2,273	2,266
FCIA Initiatives	12	26	23
Mandatory Appropriations.....	13,851	17,484	18,014
Delivery Expense (Discretionary).....	-	-	-
Total, RMA (before adjustments)	13,924	17,557	18,084
Total, RMA.....	13,924	17,557	18,084

1. The crop year loss ratio for 2025 was 0.73. For crop year 2026 and 2027, the data assumes a loss ratio of 1.0.

2. Reimbursements to private companies for Administrative and Operating (A&O) expenses.

3. Payments to private insurance companies based on risk sharing agreements with the government. The 2027 underwriting gains reflect a projected 1.0 loss ratio for the 2027 crop year.

SALARIES AND EXPENSES

The 2027 Budget requests \$60 million in discretionary appropriations for staff salaries and related expenses. This is further bolstered by a \$10 million transfer from mandatory Federal Crop Insurance Corporation (FCIC) funds, specifically for reviews, compliance, and integrity functions. This transfer enhances efficiency and flexibility in maintaining operations. Additionally, RMA benefits from approximately \$17 million in mandatory funding authorized by the Farm Bill for specific administrative and IT-related costs, and an additional \$48 million in mandatory funding derived from fees collected from the sale of insurance policies, both spent directly from the FCIC fund for administrative and IT support.

MANDATORY FUNDING- FEDERAL CROP INSURANCE PROGRAM

The Federal crop insurance program provides a safety net that protects producers from a wide range of risks caused by natural disasters, as well as the risk of price fluctuations. Federal crop insurance is available for more than 350 different commodities in over 3,150 counties covering all 50 states, and Puerto Rico. For the 2025 Reinsurance Year, there were 1.35 million policies written with \$18.57 billion in premiums.

Federal crop insurance is delivered to producers through private insurance companies that share in the risk of loss and opportunity for gain. The companies are reimbursed for their delivery expenses and receive underwriting gains. The costs associated with the Federal crop insurance programs include premium subsidies, indemnity payments (in excess of producer paid premiums), underwriting gains paid to private companies, reimbursements to private companies for delivery expenses, and other authorized expenditures.

The 2027 Budget continues to provide “such sums” as may be necessary for Federal crop insurance that protects against agricultural losses due to natural disasters. The estimated \$18 billion projected reflects increased subsidies provided by the Working Families Tax Cuts Act (PL 119-21) along with administrative decisions to increase subsidies made by the FCIC Board. This funding will allow USDA to continue to provide effective, market-based risk management tools and solutions to strengthen the economic stability of agricultural producers and rural communities.

NATURAL RESOURCES CONSERVATION SERVICE

Table FPAC-5. NRCS Budget Authority (millions of dollars)

Item	2025 Actual	2026 Enacted	2027 Budget
Discretionary:			
Private Lands Conservation Operations.....	\$896	\$850	\$111
Watershed and Flood Prevention Operation	15	50	-
Watershed Rehabilitation	1	3	-
Water Bank	(2)	(2)	-
Farm Security and Rural Investments Programs.....	(2)	(2)	-
Total Discretionary Appropriations.....	911	903	111
Mandatory:			
Watershed and Flood Prevention Operation	47	142	141
Farm Security and Rural Investments Programs	9,506	12,824	5,134
Total Mandatory Appropriations	9,553	12,966	5,275
Supplemental:			
Emergency Watershed Protection Program.....	920	-	-
Total Supplemental Appropriations	920	-	-
Total, NRCS	11,384	13,869	5,386

PRIVATE LANDS CONSERVATION OPERATIONS (PLCO)

The Budget proposes \$111 million in discretionary funding, specifically supporting critical functions like Soil Survey, Snow Survey, and Plant Materials Centers. A significant strategic realignment involves the Conservation Technical Assistance (CTA) Program. Previously funded through discretionary appropriations, CTA will now transition to be funded under mandatory program funding sources. This change aims to ensure a more stable and consistent delivery of technical assistance to our producers. To maximize the effectiveness of these mandatory funds, NRCS plans to allocate 30 percent towards essential administrative and operational costs, while reserving the

remaining 70 percent to directly improve our privately-owned working lands, thereby enhancing conservation outcomes.

Table FPAC-6. NRCS Technical Assistance breakdown by funding type (millions of dollars)

	2025 Actual	2026 Estimate	2027 Estimate
NRCS Summary of Assistance Funding Obligations			
Financial Assistance Programs	\$4,450	\$6,624	\$5,126
Technical Assistance Programs			
Discretionary Technical Assistance	807	1,360	143
Mandatory Technical Assistance	1,041	1,478	1,616
Supplemental Technical Assistance	750	-	438
Total Assistance Funding Obligations.....	\$7,048	\$9,463	\$7,323
NRCS Technical Assistance by Program Categories			
Salaries and Benefits	\$1,428	\$1,189	\$1,189
Contracts/Grants/Agreements			
Institutions of Higher Education.....	37	67	36
Non-Governmental Organizations	522	536	290
Government Organizations	397	739	400
Conservation Districts.....	17	53	28
Administrative Costs ¹	197	255	253
Total, Technical Assistance.....	\$2,599	\$2,839	\$2,197
Full-time Equivalents (FTEs) - Direct FTEs Only			
Discretionary FTEs:			
Conservation Operations	3,844	3,864	570
Other Discretionary Programs	138	155	-
Total Discretionary FTE.....	3,982	4,019	570
Mandatory FTEs:			
Farm Bill Programs.....	5,107	5,116	8,531
Watershed Rehabilitation Program	10	4	-
Watershed and Flood Prevention Operations	10	10	48
Total Mandatory FTE	5,127	5,130	8,579
Supplemental FTEs:			
Inflation Reduction Act.....	2,341	-	-
Total Supplemental FTE	2,341	-	-
Total FTEs	11,450	9,149	9,149

1. Administrative costs include all other cost such as rent, utilities, travel and supplies needed to provide technical assistance.

NRCS TECHNICAL ASSISTANCE

Technical assistance is the essential portion of funding dedicated to planning, designing, and implementing conservation practices, along with the associated expenses, delivered by NRCS staff, technical service providers, and partners. NRCS’ strategic objective is to continuously optimize the ratio of technical assistance needed to deliver financial assistance, thereby maximizing direct financial benefits for producers. While the overall technical assistance rate was approximately 38.77 percent in FY2024 and 36.87 percent in FY2025, NRCS has an aggressive plan for FY2026 and FY2027 to maintain an overall ratio of 70 percent for financial assistance and 30 percent for technical assistance. This commitment ensures a greater proportion of funding directly supports on-the-ground conservation practices, enhancing impact and efficiency across privately-owned working lands.

This page was intentionally left blank.

TRADE AND FOREIGN AGRICULTURAL AFFAIRS

MISSION

The USDA's Trade and Foreign Agricultural Affairs (TFAA) mission is dedicated to enhancing the global competitiveness of U.S. agriculture. This is achieved by expanding market access, enforcing trade agreements, and actively promoting exports, all while providing a unified voice on international agricultural issues. The ultimate goal is to boost rural prosperity and ensure American farmers can effectively compete in the global marketplace.

Within TFAA, the Foreign Agricultural Service (FAS) specifically works to connect U.S. agriculture to the world, thereby enhancing export opportunities and contributing to global food security. FAS administers various programs, including Trade Policy and Geographic Affairs, Global Market Analysis, Foreign Affairs, and Global Programs. Through international engagement and collaboration, FAS fosters innovative practices to meet global demand, monitors export sales, expands global markets for American farmers and ranchers, addresses trade barriers, and increases international market access for U.S. specialty crops.

FOREIGN AGRICULTURAL SERVICE

Table TFAA-1. FAS Budget Authority (millions of dollars)

Item	2025 Actual	2026 Enacted	2027 Budget
Discretionary Appropriations:			
FAS Salaries and Expenses:			
Salaries and Expenses (Direct Appropriation).....	\$227	\$222	\$222
Transfer from CCC Export Credit Program Account.....	6	6	6
Total, FAS Salaries and Expenses.....	233	228	228
Foreign Food Assistance:			
McGovern-Dole International Food for Education Program	240	240	-
P.L. 480 Title II Donations.....	1,619	1,200	-
Total, Discretionary Programs	2,092	1,668	228
Mandatory Appropriations:			
Foreign Food Assistance:			
Food for Progress - CCC Funded	208	218	218
Supp Ag Trade Promotion (PL 119-21)	-	-	269
Farm Bill Market Development Programs:			
Market Access Program.....	200	200	200
Emerging Markets Program	8	8	8
Foreign Market Development (Cooperator) Program.....	34	34	34
Technical Assistance for Specialty Crops Program	9	9	9
Priority Trade Fund	3	3	3
Pima Agriculture Cotton Trust Funds	16	16	16
Agricultural Wool Trust Fund.....	30	30	30
Total, Farm Bill Market Development Programs	300	300	300
Total, Mandatory Programs.....	508	518	787
Total, FAS.....	2,600	2,186	1,015

The Budget requests \$228 million prioritizing international market facilitation to support a competitive U.S. agricultural system. FAS works closely with other USDA agencies, the U.S. Trade Representative (USTR), and other federal government partners to monitor and negotiate new trade-facilitating agreements and enforce existing ones. Beyond trade, FAS also carries out activities that promote productive agricultural systems in developing countries, contributing to increased trade and enhanced global food security. Through bilateral efforts and collaboration with international organizations, FAS encourages the development of transparent and science-based regulatory systems, allowing for the safe development and use of agricultural goods derived from new technologies.

SALARIES AND EXPENSES

Table TFAA-2. FAS Salaries and Expenses (millions of dollars)

Item	2025 Actual	2026 Estimate	2027 Budget
Discretionary:			
Salaries and Expenses - Direct Appropriation.....	\$222	\$222	\$222
Transfer from CCC Export Credit Program Account	6	6	6
Reimbursable Program Activities:			
FAS IT and Other IRM Costs Funded by CCC.....	19	12	12
USAID and Other Development Assistance	16	-	-
Other Reimbursable Agreements	30	-	-
Total, Reimbursable Program Activities.....	65	12	12
Total, FAS Salaries and Expenses	293	240	240

The Budget provides \$222 million for FAS activities funded by Salaries & Expenses, keeping the budget flat at the FY 2026 level. This funding supports FAS headquarters staff and attachés operating in approximately 180 countries. Working in a coordinated effort with other U.S. government agencies, trade associations, and international organizations, FAS uses these resources to negotiate trade agreements, establish transparent and science-based standards, and resolve trade barriers. Additionally, FAS contributes to global food security through in-country capacity building, research, improved market information and analysis, as well as food assistance and fellowship and exchange programs, all of which support economic growth and trade-focused development in recipient countries.

GSM-102 EXPORT LOANS

The Budget provides \$6 million for the administrative expenses of the Commodity Credit Corporation's (CCC) Export Guarantee Programs, specifically the GSM-102 and Facility Guarantee Program. These programs are vital tools that mitigate risk for U.S. agricultural exporters, facilitating the sale of billions of dollars in U.S. agricultural commodities and equipment into international markets. This funding, explicitly permitted by section 11 of the CCC Charter Act, ensures FAS has the necessary resources for program

oversight, risk assessment, and compliance, thereby safeguarding taxpayer interests and supporting the global competitiveness of American agriculture.

McGOVERN-DOLE INTERNATIONAL FOOD FOR EDUCATION PROGRAM

The Budget eliminates all new funding for the McGovern-Dole International Food for Education Program. While no new funding is requested, existing carryover balances will be strategically used to responsibly and efficiently close out this program.

P.L. 480 TITLE II GRANTS

The Budget eliminates the Food for Peace program under P.L. 480 Title II, which ships food overseas slowly and inefficiently, defeating the purpose of providing expeditious food aid and wasting taxpayer dollars in the process. This elimination is in line with other in-kind food donation program eliminations in the Budget. While no new funding is requested, existing carryover balances will be strategically used to responsibly and efficiently close out this program.

This page was intentionally left blank.

RURAL DEVELOPMENT

MISSION

Rural Development (RD) plays a vital role in facilitating access to rural credit by guaranteeing financing investments in rural infrastructure and housing. Galvanizing private credit and investments in rural America's communities is critical to creating jobs and increasing our country's productivity of vital goods and services. Without these critical infrastructure improvements, communities risk losing their ability to provide basic necessities such as clean water, reliable electricity, internet access, and healthcare. Ensuring access to patient capital is essential to closing infrastructure gaps and connecting rural residents and businesses to domestic and global markets.

RD offers various types of financial support, including direct and guaranteed loans, and grants. RD staff and partners also provide expert technical assistance to help communities apply for these programs. Many programs encourage or require recipients to contribute their own resources or secure funding from other sources. This approach helps taxpayer funds go further by attracting private sector support. The Budget proposes to streamline its program portfolio by phasing out certain initiatives that are no longer optimally aligned with current strategic priorities, demonstrate limited impact, or overlap with other federal efforts. Specifically, this includes:

- Business loan and grant programs that overlap with existing services provided by the Small Business Administration and Department of Commerce. These programs have historically operated at funding levels that limit their ability to achieve broad economic impact.
- Community facilities grants where the competitive allocation process has been significantly impacted by the prevalence of earmarked funding. This has reduced the program's effectiveness in consistently directing resources to the most rural and high-need communities based on competitive merit.
- Rural Housing Vouchers, which were originally established as temporary measures. Furthermore, demand for these vouchers has decreased following the implementation of "decoupling" authority.

RURAL DEVELOPMENT**Table RD-1. Rural Development (Millions of Dollars)**

Item	2025 Actual	2026 Enacted	2027 Budget
Discretionary:			
Salaries and Expenses:			
Appropriation.....	\$351	\$312	\$265
Transfers:			
Rural Electric and Telecommunications Loan Program	33	33	33
Rural Housing Insurance Fund Program	412	412	412
Rural Development Loan Fund Program	4	4	-
Disaster Assistance Fund.....	1	-	-
Total, Transfers	451	450	446
Total, Salaries and Expenses.....	802	762	710
Total, Discretionary Programs	802	762	710
Mandatory			
Biobased Market Programs	3	-	-
Total, Mandatory Programs.....	3	-	-
Total, Rural Development.....	805	762	710

The Budget requests \$710.3 million for staff salaries and operational expenses. This represents a \$51.7 million decrease compared to the 2026 enacted level, reflecting the reduced workload from the elimination of the RBS programs and others. This requested funding level will fully support the necessary staff to deliver the RD program requests in the Budget. RD is also actively engaged in modernizing its operations to enhance customer service and streamline processes. Accordingly, this request reflects the progress RD has been making in optimizing its resource utilization and improving overall efficiency.

The Budget includes new appropriation language that will allow RD to access the interest earned on funds held in its escrow account. This funding will be used exclusively to support the escrow contracts managed by the Service Office. This change will provide necessary financial resources to effectively manage and support these important escrow agreements.

Table RD-2. DAF Program Level (PL) and Budget Authority (BA) (millions of dollars)

Item	2025 Actual	2026 Enacted	2027 Budget
Disaster Assistance Fund:			
Appropriation	\$363	-	-
Transfers:			
Salaries and Expenses.....	-1	-	-
Total, Transfers.....	-1	-	-
Total, Salaries and Expenses	362	-	-
Total, Discretionary Programs.....	362	-	-
Total, Rural Development.....	362	-	-

The Rural Disaster Assistance Fund (RDAF) provides a crucial mechanism for RD to quickly and flexibly address disaster needs. This fund allows RD to use

its existing programs to respond immediately to emergencies, applying the funding to any relevant RD program as required.

In 2025, the RDAF account received a significant emergency supplemental appropriation of \$363 million. This funding was directly appropriated for disaster relief under Public Law 118-158, the Further Continuing Appropriations and Other Extensions Act, 2025 - Division B. Of this amount, \$341 million was transferred and obligated to aid communities recovering from major disasters, including rural communities in the southeastern United States (Hurricane Helene), rural areas of Texas (Hurricane Beryl), and those in the Midwest and Mississippi River Basin affected by severe flooding. While the RDAF does receive appropriated funding, it is typically funded from unobligated balances of other RD disaster supplemental appropriations, where the original funds are no longer needed. Accordingly, no new funding is being requested for the RDAF in 2027.

RURAL UTILITIES SERVICE

Table RD-1. RUS Program Level (PL) and Budget Authority (BA) (millions of dollars)

Item	2025 PL Actual	2025 BA Actual	2026 PL Enacted	2026 BA Enacted	2027 PL Budget	2027 BA Budget
Discretionary:						
Electric Programs:						
Direct Loans.....	\$4,333	-	\$4,333	-	\$4,533	-
FFB Loans.....	2,167	-	2,667	-	2,867	-
Rural Energy Saving Program.....	18	4	25	4	-	-
Electric Underwriting	900	-	910	-	-	-
Telecommunications Programs:						
Treasury Loans.....	155	2	350	4	-	-
FFB Loans.....	-	-	200	-	200	-
Distance Learning and Telemedicine Grants	40	40	30	30	30	30
Community Project Funding DLT Grants ...	-	-	11	11	-	-
Broadband Programs ^{a/} :						
ReConnect Grants	90	90	51	51	-	-
Broadband Grants.....	20	20	17	17	-	-
High Energy Costs Grants.....	8	8	8	8	-	-
Water and Waste Disposal Programs ^{a/} :						
Direct Loans.....	851	88	1,000	48	817	58
Direct 1%	9	3	15	4	-	-
Guaranteed Loans.....	50	-	50	-	50	-
Grants.....	380	380	386	386	144	144
Subtotal, Water and Waste	1,290	470	1,451	438	1,011	202
Subtotal, RUS Programs	9,020	634	9,853	562	8,641	232
Salaries and Expenses.....	33	33	33	33	33	33
Total, Discretionary Programs	9,054	667	9,886	595	8,674	266
Total, RUS ^{b/}	9,054	667	9,886	595	8,674	266

a/ The Budget includes rescission of unobligated balances. Estimated loan levels are not reflective of the rescission.

b/ Totals may not sum due to rounding.

ELECTRIC PROGRAMS

The Budget supports \$7.4 billion in electric loans to finance the construction and operation of generating facilities, electric transmission and distribution lines, or system improvements. These investments are crucial for upgrading

electric infrastructure and fostering additional clean energy, energy storage, and transmission projects in rural areas. This funding directly supports the Administration's priorities as outlined in Executive Order 14154: Unleashing American Energy.

- **Direct Loans** - The Budget requests \$4.53 billion for electric cost-of-money direct loans, a net increase of \$200M from FY2026. These loans support improvements and additions to rural electric distribution, transmission, and generation facilities, as well as efforts to manage energy demand in rural areas.
- **Federal Financing Bank (FFB) Loans** - The Budget requests \$2.87 billion for guaranteed rural electric loans, a net increase of \$200M from FY 2026. The request continues the approach of offering both FFB and Direct Treasury rate loans to meet diverse financing needs.
- **Rural Energy Saving Program** - No new funding is requested for this program in the current Budget. Projects that align with the Administration's energy priorities can instead compete for funding through the regular FFB program, as both programs served similar rural constituencies.
- **Guaranteed Electric Underwriting** - No funding is requested for this program in the current Budget. This is because most eligible lenders and borrowers can continue to access direct financing for rural electrification and telecommunications through existing options like Direct Treasury Rate Electric Loans, Electric FFB loans, and Telecommunications Direct Treasury Loans.
- **Legislative Proposals** - The Budget also includes two key legislative proposals:
 - Permanently amending Section 317(c) of the Rural Electrification Act.
 - Reestablishing the "Cushion of Credit Account" for recipients of Inflation Reduction Act (IRA) grants and loans that have power purchase agreements (PPAs), with specific conditions.

TELECOMMUNICATIONS PROGRAM

The Budget supports \$200 million in telecommunications Federal Financing Bank loans made pursuant to section 306 of the Rural Electrification Act for the expanded deployment of broadband in rural areas.

DISTANCE LEARNING, TELEMEDICINE, AND BROADBAND PROGRAMS

The Budget includes \$30 million for Distance Learning and Telemedicine (DLT) grants, including \$3 million for grants for health care services in the Delta Region. These DLT grants also feature a set-aside for combating the nation's opioid epidemic, and the program is designed to assist rural communities that would otherwise lack access to learning and medical services over the Internet.

For Broadband Programs, the Budget proposes canceling \$40 million in unobligated balances from prior year funds within the ReConnect pilot program (authorized in General Provision 779, P.L. 115-141). This proposal is based on the assessment that RUS has adequate funding available for rural broadband and should prioritize targeting resources on servicing its existing customers and applicants to ensure projects reach financial completion and begin construction.

WATER AND WASTE DISPOSAL PROGRAM

The Water and Waste Disposal Program provides essential financing for rural communities to build, expand, or modernize water treatment and waste disposal facilities. These investments ensure safe drinking water and sanitary waste disposal for residents, while also supporting infrastructure development, job creation, and the establishment of industries to help communities thrive.

The Budget supports this program with \$817 million in direct loans, \$50 million in guaranteed loans, and \$144 million in grants.

- **Direct Loans** - The Budget supports \$817 million in direct loans, a decrease of \$183.13 million from FY2026. The program is expected to support approximately 344 loans, helping rural residents gain access to decent, safe, and reliable water and wastewater services. The Budget does not request funding for the Direct 1% program. This is because sufficient financial resources for small rural communities are already available through existing water and waste direct and guaranteed loans, and other federal agencies like the Environmental Protection Agency also provide funding for rural water infrastructure.
- **Guaranteed Loans** - The Budget supports \$50 million in guaranteed loans, which helps private lenders provide affordable financing to improve access to clean, reliable water and waste disposal systems in rural areas. Providing affordable terms and promoting good practices can save tax dollars and encourage businesses to locate or expand operations.
- **Grants** - The Budget supports approximately \$144 million, a decrease of \$250 million from FY 2026. Within this grant funding, \$24 million is allocated to support the Circuit Rider program, of which \$20 million has been earmarked for Native Americans and Alaskan Native Villages, as per the original text's intent. The Budget does not request funding for several specific grant programs, including: Colonias and Hawaiian Homelands, Emergency Community Water Assistance program, the Emergency Community Water Assistance program, the Technical Assistance for Rural Waste Grants, Water and Waste Financing Revolving Funds, the Individually Owned Household Water Well Program, Solid Waste Management Grants, or High Energy Cost Grants.

- **Legislative Proposals** - The Budget includes six legislative proposals aimed at improving the implementation of the Water and Waste Disposal Program. These proposals include:
 - Allowing USDA to lessen the impact of building near wetlands, aligning with NEPA requirements.
 - Resetting income standards for the Well Water Grant Revolving Fund.
 - Exempting Tribes from the 70 percent unemployment threshold requirement.
 - Easing three specific environmental compliance restrictions under the National Historic Preservation Act to help approved projects finish on time.

RURAL HOUSING SERVICE

Table RD-4. RHS Program Level (PL) and Budget Authority (BA) (millions of dollars)

Item	2025		2026		2027	
	PL Actual	BA Actual	PL Enacted	BA Enacted	PL Budget	BA Budget
Discretionary:						
Single Family Housing (Sec. 502):						
Direct Loans.....	\$716	\$84	\$1,000	\$131	\$983	\$131
Native American Relending Pilot Loans ..	5	2	5	2	-	-
Guaranteed Loans.....	25,000	-	25,000	-	20,000	-
Multi-Family Housing:						
Direct Loans (Sec. 515).....	47	19	50	15	50	17
Preservation/Revitalization Program.....	46	32	52	30	49	31
Preservation/Revitalization Pilot GP.....	1	1	2	2	-	-
Guaranteed Loans (Sec. 538).....	400	-	400	-	500	-
Very Low-Income Repair (Sec. 504):						
Direct Loans.....	20	4	25	4	25	4
Grants.....	25	25	21	21	20	20
Farm Labor Housing Grants (Sec. 516).....	6	6	6	6	6	6
Farm Labor Housing Loans (Sec. 514).....	13	5	15	5	15	5
All Other Direct Loans	19	1	20	1	10	-
Grants and Payments:						
Rental Assistance (Sec. 521)	1,642	1,642	1,715	1,715	1,795	1,795
Multi-Family Housing Voucher	48	48	48	48	-	-
Mutual and Self-Help (Sec. 523).....	25	25	25	25	25	25
Rural Housing Preservation (Sec. 533)	10	10	6	6	6	6
Protecting Animals Shelter Pilot GP.....	3	3	3	3	-	-
Community Facilities Programs:						
Direct Loans	989	11	1,250	-	1,250	-
Guaranteed Loans	650	-	650	-	650	-
Grants	18	18	18	18	-	-
Community Project Earmarks.....	18	18	659	659	-	-
Subtotal, RHS Programs	29,684	1,937	30,970	2,691	25,384	2,039
Salaries and Expenses.....	412	412	412	412	412	412
Total, Discretionary Programs.....	30,096	2,349	31,383	3,104	25,796	2,451
Total, Current Law.....	30,096	2,349	31,383	3,104	25,796	2,451
Total, RHS ^{a/}.....	30,096	2,349	31,383	3,104	25,796	2,451

a/ Totals may not sum due to rounding.

SINGLE FAMILY HOUSING

The Single-Family Housing (SFH) programs help low- and moderate-income rural families achieve homeownership through direct and guaranteed loans through private lenders.

The Budget provides \$20 billion in loan level for the Guaranteed SFH program and \$983 million in program level for SFH Direct loans. Funding for Mutual Self-Help Housing Grants is also funded at \$25 million working in tandem with the SFH Direct loan program to facilitate families building their own homes and securing an affordable mortgage post construction. The Budget does not request funding for the Native American Relending Pilot and other small loan risk categories due to little or no demand.

The Budget also supports the Section 504 Home Repair program with \$46 million in program level including \$25 million for loans and \$20 million for grants, with added language to increase the threshold for when a mortgage is needed to secure the housing repair loans. The current \$7,500 limit has become outdated, and discourages small repairs, where the cost is not high enough to justify filing a mortgage and encumbering the property. Raising the limit to \$15,000 is more reasonable and will facilitate greater program participation for very low-income homeowners to repair, improve, or modernize their homes.

To improve the SFH Guaranteed program, the Budget also includes three budget-neutral proposals that expand refinancing options and improve affordability for new construction, aligning with the Administration's executive order on affordable housing.

MULTI-FAMILY HOUSING PROGRAMS

The Multi-Family Housing (MFH) program provides essential financing for rental housing projects and offers rental assistance to low-income tenants in rural areas. The Budget requests \$1.8 billion in budget authority to renew 248,358 Rental Assistance (RA) units. This increase is necessary to cover rising program costs due to inflation, ensuring the sustainability of affordable rental housing and improving the quality of life for rural families.

The Budget maintains the authority to decouple RA from the MFH Direct Loan program, allowing RHS to continue offering RA to certain properties even after their RHS-financed loans mature. This decoupling is vital to ensure low-income rural tenants in USDA-supported properties continue to have access to affordable rents, preserving the majority of USDA's project-based assistance, and reducing the need for tenant-based vouchers.

The Budget does not request funding for Vouchers, as decoupling authority is expected to meet future needs. It's anticipated that most current voucher holders will be able to transition without continued assistance, or through alternative local, state and federal programs.

Funding for key MFH programs remains consistent with 2026 levels, including Section 515 Direct Loans, Farm Labor Housing, and Multi-Family Housing Preservation and Revitalization. The Budget proposes increasing Section 538 Guaranteed Loans to \$500 million in 2027.

COMMUNITY FACILITIES PROGRAM

The Community Facilities (CF) direct and guaranteed loan programs offer funding for a wide range of essential public facilities in rural communities. Direct loans are available for communities with populations of 20,000 or less, while loan guarantees can serve communities up to 50,000. Priority for this funding is given to vital services such as healthcare, public safety, and education facilities.

The CF programs have a long-standing history of supporting vital infrastructure in rural areas, with communities demonstrating strong stewardship in managing their low-interest loans. In recent years, the allocation of Community Facilities grant funding has increasingly utilized earmarks. To enhance the program's reach and ensure equitable access to resources, the Budget proposes a strategic shift. The Budget requests a loan level of \$1.25 billion for CF Direct Loans and \$650 million for CF guarantees, while eliminating funding for the discretionary CF grants. This significant investment through the loan programs will provide ample and competitive financing opportunities, ensuring essential community facilities in rural America can access the resources they need, prioritizing those with the greatest need and impact.

RURAL BUSINESS-COOPERATIVE SERVICE

Table RD-5. RBS Program Level (PL) and Budget Authority (BA) (millions of dollars)

Item	2025	2025	2026	2026	2027	2027
	PL Actual	BA Actual	PL Enacted	BA Enacted	PL Budget	BA Budget
Discretionary:						
Business and Industry Guar. Loans.....	\$1,663	\$3	\$1,429	\$16	-	-
Rural Business Development Grants.....	29	29	35	35	-	-
Intermediary Relending Program	10	3	9	2	-	-
Healthy Food Financing Initiative.....	1	1	0	0	-	-
Rural Economic Development a/:						
Direct Loans.....	50	-	50	-	\$50	-
Grants	10	-	10	-	10	-
Rural Micro. Assistance Loans and Grants....	15	5	17	4	-	-
Rural Cooperative Development Grants:						
Rural Cooperative Development Grants	6	6	5	5	-	-
Approp. Tech. Transfer to Rural Areas	3	3	3	3	-	-
Grants to Assist Minority Producers	3	3	3	3	-	-
Agriculture Innovation Center:	2	2	1	1	-	-
Value-Added Producer Grants	12	12	8	8	-	-
Rural Energy for America Loans.....	50	-	-	-	-	-
Subtotal, RBS Programs	1,851	65	1,569	77	60	-
Salaries and Expenses	4	4	4	4	-	-
Total, Discretionary Programs	1,856	69	1,574	82	60	-

Item	2025 PL Actual	2025 BA Actual	2026 PL Enacted	2026 BA Enacted	2027 PL Budget	2027 BA Budget
Mandatory:						
Farm Bill:						
Bioenergy for Advanced Biofuels	7	7	7	7	7	7
Rural Energy for America Loans	-	-	100	5	100	4
Rural Energy for America Loans	47	47	43	43	43	43
Local Agriculture Market Programs	18	18	18	18	18	18
Total, Mandatory Programs.....	72	72	168	72	168	72
Supplemental:						
Inflation Reduction Act (IRA):						
IRA Rural Energy for America Program ...	200	200	200	200	200	200
Total, Supplemental Funding	200	200	200	200	200	200
Total, Current Law	2,128	342	1,941	354	428	272
Total, RBCS ^{b/}	2,128	342	1,941	354	428	272

a/ Funding for these programs is provided from electric cooperative investments and fees.

b/ Totals may not sum due to rounding.

NOTE: The details associated with Supplemental appropriations provided to the Office of the Secretary, but implemented in this account, are found in the USDA Budget Summary and not reflected above.

RURAL BUSINESS COOPERATIVE PROGRAMS

The Budget focuses limited taxpayer resources on mission critical programs, while eliminating those that are redundant of other federal programs available in rural areas. For instance, the Small Business Administration already spends a significant amount supporting rural businesses. Accordingly, the Budget eliminates the discretionary funding for rural business loans and grants because they are expensive to administer, and their current funding levels are too low to make a significant economic difference.

This page was intentionally left blank.

FOOD, NUTRITION, AND CONSUMER SERVICES

MISSION

The Food, Nutrition, and Consumer Services (FNCS) mission area provides access to safe, nutritious, and wholesome meals, while actively promoting healthy diets. Within this mission, the Food and Nutrition Service (FNS) administers USDA's domestic nutrition assistance programs. FNS works closely with State agencies and other partners to ensure that children and low-income individuals have enough food to support nutritious diets. Across America, approximately one in four individuals benefit from one of USDA's 16 nutrition assistance programs each year. FNS is committed to continuously improving the performance, efficiency, and integrity of these programs.

FNS federal staff collaborate with State and local partners to deliver nutrition assistance through various programs, including the Supplemental Nutrition Assistance Program (SNAP), Child Nutrition Programs (such as the National School Lunch Program, School Breakfast Program, Summer Food Service Program, Child and Adult Care Food Program, and the Summer Electronic Benefit Transfer Program), the Special Supplemental Nutrition Program for Women, Infants and Children (WIC), The Emergency Food Assistance Program (TEFAP), and the Food Distribution Program on Indian Reservations (FDPIR), along with other programs targeting specific nutritional needs.

FOOD AND NUTRITION SERVICE

Table FNS-1. FNS Budget Authority (millions of dollars)

Item	2025 Actual	2026 Enacted	2027 Budget
Discretionary Programs:			
Special Supplemental Nutrition Program (WIC) ¹	\$7,597	\$8,200	\$8,000
Commodity Assistance Program:			
Commodity Supplemental Food Program	425	460	-
The Emergency Food Assistance Program (TEFAP)	80	80	80
Farmers' Market Nutrition Program	10	10	10
Pacific Island Assistance and Disaster Assistance	1	1	1
Nutrition Services Incentive Program ²	2	3	-
Total, Commodity Assistance Program	518	554	91
Nutrition Programs Administration (NPA)	177	160	135
Child Nutrition Programs (CNP)	34	35	18
Supplemental Nutrition Assistance Program (SNAP)	7	8	3
Total, Discretionary Funding	8,333	8,957	8,247
Mandatory Programs:			
Supplemental Nutrition Assistance Program (SNAP)	112,905	107,473	101,234
Child Nutrition Programs (CNP)	32,406	37,807	37,873
Permanent Appropriations	224	231	236

¹ Does not reflect cancelled unobligated balances. Total includes contingency funds.

² Funds are transferred from the Department of Health and Human Services, Administration on Aging. Funds for 2027 will be determined at a later date.

FOOD, NUTRITION, AND CONSUMER SERVICES

Item	2025 Actual	2026 Enacted	2027 Budget
Farm Bill:			
Seniors Farmer's Market Nutrition Program	21	21	21
TEFAP Farm Bill Projects	4	4	4
Total, Mandatory Funding	145,748	145,536	139,368
Total, FNS.....	154,081	153,493	147,615

SPECIAL SUPPLEMENTAL NUTRITION PROGRAM FOR WOMEN, INFANT, AND CHILDREN (WIC)

The Budget includes \$8 billion for WIC in 2027, of which \$500 million will be used for the WIC Contingency fund. This continues the longstanding bipartisan commitment to serve all projected participants seeking WIC benefits. WIC is projected to serve nearly 7.2 million low-income women, infants, and children each month in 2027, a slight increase from 2026. A significant proposal in this budget request is a general provision that would return the Cash Value Benefit (CVB) to pre-pandemic levels, adjusted for inflation.

WIC plays a vital role in improving the health and nutritional intake of low-income pregnant, breastfeeding, and postpartum women, infants, and children up to their fifth birthday, serving nearly half of all babies in the United States. It provides participants with nutrient-dense foods at certified WIC retailers, along with nutrition education, breastfeeding peer counseling, and referrals to critical health and social services.

COMMODITY ASSISTANCE PROGRAM (CAP)

The Budget includes \$10 million for the Farmers Market Nutrition Program and \$80 million for The Emergency Food Assistance Program (TEFAP) administrative costs. The Budget also proposes the elimination of the Commodity Supplemental Food Program.

NUTRITION PROGRAMS ADMINISTRATION (NPA)

The Budget requests \$135.2 million for Nutrition Programs Administration (NPA) for 2027. This funding level is crucial for supporting Federal management and oversight of USDA's nutrition programs, helping to ensure program integrity, sound fiscal management, continuous program improvement, and greater access to healthy and nutritious diets.

SUPPLEMENTAL NUTRITION ASSISTANCE PROGRAM (SNAP)

The 2027 current law estimate for SNAP is \$101.2 billion, a \$6.2 billion decrease compared to 2026. This reduction is primarily due to an estimated decrease in SNAP participation, from 40 million participants in 2026 to 37.1 million in 2027, a change attributed to several provisions enacted in the Working Families Tax Cut Act (P.L. 119-21). This estimate also assumes an average monthly per-person benefit of \$199 in 2027. The funding provided in

2027 will support investments aimed at strengthening program integrity and payment accuracy, preventing and combating program fraud, modernizing operations, and improving systems.

The Federal Distribution Program for Indian Reservations (FDPIR) serves as an alternative to SNAP for low-income individuals living on or near qualifying Indian reservations or service areas in Oklahoma, with participants generally choosing one program over the other. The 2027 funding for FDPIR will cover food costs and administration, including nutrition education, and is designed to support a sustainable and long-term solution to supply chain disruptions experienced under the previous administration.

CHILD NUTRITION PROGRAMS (CNP)

The Budget funds the Child Nutrition Programs through new appropriations and prior year balances at a level that will support anticipated increases in participation and food cost inflation. The Budget projects serving approximately 5.5 billion lunches and snacks, almost 2.8 billion breakfasts in schools, about 1.8 billion meals in child and adult care food programs, and 177 million congregate and non-congregate meals through the Summer Food Service Program.

Child Nutrition Programs provide State and local governments, along with private non-profit organizations, with subsidies for various meal programs. These include the National School Lunch Program, School Breakfast Program, Special Milk Program, Child and Adult Care Food Program, Summer Food Service Program, Summer Electronic Benefits Transfer Program, Seamless Summer Option, and the Fresh Fruit and Vegetable Program. These programs ensure that meals provided to children in schools and child and adult care programs meet their nutritional needs and encourage healthy eating habits.

This page was intentionally left blank.

FOOD SAFETY

MISSION

The Food Safety mission area is dedicated to ensuring that the nation's commercial supply of meat, poultry, and egg products is safe, wholesome, and accurately labeled. This responsibility extends to both domestically produced products in federally inspected establishments and imported goods.

The Food Safety and Inspection Service (FSIS), a public health agency, carries out this mission by providing federal inspection of these products. It also supports state meat and poultry inspection programs, uses a Public Health Information System for science-based inspections, investigates foodborne disease outbreaks, and verifies the equivalence of foreign food safety systems. FSIS works closely with other USDA and federal agencies like the Food and Drug Administration (FDA), the Centers for Disease Control and Prevention (CDC), and the Environmental Protection Agency (EPA) to ensure an integrated approach to food safety. The Under Secretary for Food Safety also chairs the U.S. Codex Policy Committee, which guides U.S. involvement in setting international food standards.

USDA is committed to strengthening the food supply chain by supporting independent small and very small meat and poultry establishments. FSIS provides resources tailored to their unique needs, offers guidance, and facilitates connections to grant and funding opportunities, fostering open communication and addressing specific challenges faced by these businesses.

FOOD SAFETY AND INSPECTION SERVICE

Table FdS-1. FSIS Budget Authority (millions of dollars)

Item	2025 Actual	2026 Enacted	2027 Budget
Discretionary:			
Federal Food Safety and Inspection	\$1,089	\$1,075	\$1,064
State Food Safety and Inspection	68	83	94
International Food Safety and Inspection.....	22	22	22
Public Health Data Communication Infrastructure System	35	35	35
Goodfellows Mid-Western Lab Relocation (Gen. Provision)	-	-	-
Total, Discretionary Programs.....	1,214	1,215	1,216
Mandatory:			
Trust Funds (Voluntary Inspection Services)	18	18	18
User Fees (Overtime/Holiday Inspection Services)	230	230	230
Total, Mandatory Programs.....	248	248	248
Total, FSIS^{1/}	1,462	1,463	1,463

^{1/}Totals may not sum due to rounding.

The FSIS Budget proposes total discretionary funding of \$1.216 billion, a net increase of \$0.5 million above the 2026 enacted appropriation, to support an increase for reimbursement to states of \$0.5 million, as well as a realignment

of total funds to support state inspections. In pursuit of streamlining workforce efforts, facilities, and other government efficiencies, FSIS has reduced staff from 8,300 to 8,000 due to modernization and other efficiencies, and the Budget realigns those savings to support state inspection programs. The Budget also includes a pay freeze for FSIS employees and promotes efforts to demonstrate cost savings.

FEDERAL FOOD SAFETY AND INSPECTION

The Budget provides \$1.06 billion for the Food Safety and Inspection Service (FSIS) to conduct statutorily required food safety inspections, a decrease of \$10.2 million from FY 2026 enacted. This funding allows FSIS to inspect approximately 7,100 federally inspected establishments, verify truthful and accurate labeling, and re-inspect imported meat, poultry, and egg products. These efforts are crucial for protecting American consumers from unsafe food and safeguarding domestic livestock and poultry from foreign animal diseases.

FSIS will also use this funding to support deregulatory actions that maintain food safety, such as removing barriers to increased line speeds in poultry and swine establishments. Furthermore, it will enhance IT systems to reduce paperwork and boost efficiency for meat and poultry processors, thereby expanding market access both domestically and internationally. FSIS will continue to track and identify the source of foodborne illness outbreaks, including those caused by contaminants like *Listeria monocytogenes* in deli meats.

STATE FOOD SAFETY AND INSPECTION

The Budget provides \$94 million for State Food Safety and Inspection, an increase of \$10.8 million from FY 2026 enacted. FSIS cooperates with state agencies on Meat & Poultry Inspection (MPI) and Cooperative Interstate Shipments (CIS) programs, which particularly benefit small and very small establishments. However, FSIS's ability to reimburse states for their participation has declined due to rising costs and static funding. Current reimbursement rate levels are at risk of falling below 38 percent, which could potentially lead to states withdrawing from the program. This increase is specifically allocated to restore the reimbursement rate for State MPI programs to 50 percent of their cost, and for CIS programs to 60 percent.

Increased funding is critical because if states terminate their participation due to insufficient reimbursement, FSIS would be legally required to assume inspection duties for thousands of small establishments. This could cost FSIS an additional \$80 million to \$100 million annually, severely straining its already stretched inspection resources. State-run programs are cost-effective for taxpayers, often serve rural areas, ensure rapid response, and contribute to local economic development.

INTERNATIONAL FOOD SAFETY AND INSPECTION

The Budget provides \$22 million for FSIS to protect American consumers from contaminated foods and safeguard the reputation of U.S. food products and industry. This funding ensures that establishments meet both import and export requirements. Additionally, FSIS's equivalence process is crucial for verifying that countries importing products to the USA demonstrate their food safety procedures meet U.S. protection levels and other standards for food production and distribution.

PUBLIC HEALTH DATA COMMUNICATION INFRASTRUCTURE SYSTEM

The Budget provides \$35 million to support efforts aimed at improving the detection and response to foodborne hazards. This funding will also be used to leverage data to inform decisions, regulations, policies, outreach, and educational materials, all while prioritizing transparent data sharing.

TRUST FUNDS AND USER FEES

FSIS estimates it will collect \$248 million in 2027. This funding will be generated through existing user fees and trust fund activities, specifically for providing overtime, holiday, and voluntary inspection services.

LEGISLATIVE PROPOSAL

The Budget includes a proposal to implement permanent changes providing inspection personnel with flexible work arrangements. This initiative aims to increase the retention of frontline employees by allowing inspectors to request flexible scheduling for both regular and overtime hours, rather than requiring them to work all hours of plant operations. This change will be cost-neutral for industry, as businesses will continue to be charged only for the extra services they request, contingent on ensuring required inspection duties are covered.

This page was intentionally left blank.

NATURAL RESOURCES AND ENVIRONMENT

MISSION

The Natural Resources and Environment (NRE) mission area is dedicated to sustaining the health, diversity, and productivity of the Nation’s forests and grasslands, ensuring they meet the needs of both current and future generations. This mission area includes the U.S. Forest Service, an agency established in 1905 when the responsibility for managing federal forest reserves was transferred from the Department of the Interior (DOI) to the Department of Agriculture.

FOREST SERVICE

Table NRE-1. FS Budget Authority (millions of dollars)

Item	2025 Actual	2026 Enacted	2027 Budget
Discretionary Appropriations:			
Forest Service Operations	\$1,150	\$1,090	\$611
Forest and Rangeland Research.....	300	309	-
State, Private, and Tribal Forestry	284	311	-
National Forest System.....	1,864	1,858	1,420
Wildland Fire Management	2,426	2,426	-
Capital Improvement and Maintenance.....	151	153	99
Land Acquisition	1	1	1
Other Appropriations	4	3	6
Total, Discretionary Appropriations.....	6,179	6,151	2,137
Wildfire Suppression Operations Reserve Fund:			
Wildfire Suppression Operations Reserve Fund.....	2,390	2,480	-
Mandatory Appropriations:			
Permanent Appropriations	514	715	485
Trust Funds	265	237	237
Other Mandatory	612	335	324
Total, Mandatory Appropriations	1,391	1,286	1,046
Supplemental Appropriations:			
Disaster Relief Appropriations (P.L. 118-158)	6,350	-	-
Infrastructure Investment and Jobs Act (P.L. 117-58)	945	946	-
Total, Supplemental Appropriations	7,295	946	-
Total, Forest Service	17,255	10,863	3,183

- Differences from the Office of Management and Budget’s Budget Appendix may be attributed to rounding, sequestration corrections, reimbursables, and offsetting collections.
- The DOI 2027 request will include funding for hazardous fuels mitigation as part of the U.S. Wildland Fire Service.
- Wildland Fire Management discretionary appropriations will be requested by DOI in 2027 for the U.S. Wildland Fire Service.
- Other Mandatory includes Land and Water Conservation Accounts (Forest Legacy, Land Acquisition, and Deferred Maintenance), Land Facilities Enhancement, Conveyance of Administrative Sites, Recreation Residence and National Parks and Public Lands Legacy Restoration Fund (LRF, Great American Outdoors Act). LRF is a transfer from DOI to Forest Service.
- The Infrastructure Investment and Jobs Act (P.L. 117-58) is advanced appropriations for 2025 and 2026.

The Budget requests \$2.1 billion for the Forest Service, prioritizing critical investments that will allow the agency to actively manage the over 193 million acres of public land in the National Forest System. This funding supports local economies through timber production, recreation, energy development, and livestock grazing, ensuring these public lands serve the American people.

The production of timber, lumber, paper, bioenergy, and other wood products (timber production) are critical to our Nation's well-being. Executive Order 14225, *Immediate Expansion of American Timber Production*, and P.L. 119-21, *Working Families Tax Cut Act (WFTCA)*, highlights the importance of timber production and how forest management and wildfire risk reduction projects can reduce risk and protect American lives and communities. As such, the Budget supports the implementation of Executive Order 14225 and WFTCA by increasing the Forest Products program level.

To ensure domestic production of critical minerals and to contribute to a stable supply of energy for current and future generations while continuing to sustain long-term ecosystem health and productivity, the Forest Service works together with the DOI Bureau of Land Management to manage leasable minerals on National Forest System lands. The Budget continues to prioritize the Forest Service's Minerals and Geology Management program to facilitate these activities.

Livestock grazing on federal lands is integral to ranchers across the United States, especially in the West. This generations-long land management practice not only provides food for the American public, but also serves to keep working landscapes intact, conserving natural resources, and the communities that depend on them. The Budget supports a new Rangeland Health Initiative and ensures livestock grazing will continue to achieve many of the Forest Service's multiple-use objectives.

This Budget continues significant reforms to eliminate duplication within Federal Wildland Fire Management by consolidating the federal suppression response apparatus into the U.S. Wildland Fire Service within DOI. This new organization will centralize logistical and support functions such as dispatching, training, IT, reporting, financial management, and contracting. It will also provide initial attack, large fire response, and facilitate hazardous fuels mitigation for all Federal land management agencies, in order to enhance the efficiency and effectiveness of the Federal wildfire response capacity through a unified approach.

FOREST SERVICE OPERATIONS

The Budget requests \$611 million for Forest Service Operations (FSO) to support essential administrative functions. This funding prioritizes administrative staff salaries and expenses, facilities maintenance and leases, information technology, and general administrative support. Forest Service will use this budget to right-size its facility footprint in 2027 by immediately terminating unnecessary leases and disposing of facilities starting in 2026, ensuring that base support functions, facilities, and IT services are commensurate with the changing size of its workforce.

FOREST AND RANGELAND RESEARCH

The Budget eliminates all new funding for the Forest and Rangeland Research account. While no new funding is requested, existing carryover balances will be strategically utilized to responsibly and effectively close these programs.

STATE, PRIVATE, AND TRIBAL FORESTRY

The Budget eliminates all new funding for the State, Private, and Tribal Forestry account. While no new funding is requested, existing carryover balances will be strategically utilized to responsibly and effectively close these programs.

NATIONAL FOREST SYSTEM

The Budget proposes \$1.42 billion to fund the National Forest System (NFS), focusing support on field-based operations essential for meeting high-priority agency objectives. With this funding level, the Forest Service will prioritize activities such as timber sales, law enforcement, recreation, environmental analyses, critical minerals permitting, and grazing allotment management. This prioritization aims to ensure public safety on NFS lands, support timber production and range management activities crucial for restoration and increase domestic production of critical minerals to support national defense and electrification needs. A notable change is that the Forest Inventory and Analysis program, previously housed within the Forest and Rangeland Research account, is now requested in the NFS account to better align with the practical needs of forest management for timber production.

CAPITAL IMPROVEMENT AND MAINTENANCE

The Budget proposes \$99 million for the construction and maintenance of infrastructure on NFS lands. The Forest Service manages a vast capital asset portfolio, including roads vital for land management and recreation, over 3,000 dams supplying water to over 60 million people, and nearly 163,000 miles of trails. This funding will support critical construction and maintenance needs. This Budget request is complemented by the proposed reauthorization of the Great American Outdoors Act (GAOA) National Parks and Public Land Legacy Restoration Fund (LRF), which would provide mandatory funding for deferred maintenance projects to help address the approximately \$11.2 billion estimated deferred maintenance backlog. Additionally, the Budget includes the retainment of mandatory receipts for the Roads and Trails Fund to ensure adequate funding for road maintenance and reconstruction, particularly to facilitate timber production.

WILDLAND FIRE MANAGEMENT

The Budget outlines significant reforms to Wildland Fire Management, as the U.S. Wildland Fire Service (USWFS) within DOI is requesting appropriations previously requested by the Forest Service for this area. The DOI USWFS will absorb the Forest Service's Wildland Fire Management response program, including over 11,300 firefighters, operational fire support personnel, leadership, and nearly 330 business support personnel to improve efficiency and effectiveness of Federal wildland fire mitigation and response efforts. Additionally, the Joint Fire Science program, which was previously within the Forest and Rangeland Research account, will also be requested by the DOI USWFS as part of its program.

MARKETING AND REGULATORY PROGRAMS

MISSION

The Marketing and Regulatory Programs (MRP) mission is to facilitate and expand the domestic and international marketing of U.S. agricultural products, to help protect the agricultural sector from animal and plant health threats, and to ensure humane care and treatment of regulated animals. These programs provide the basic infrastructure to improve agricultural market competitiveness for the overall benefit of consumers and producers of American agriculture.

MRP provides services at export facilities 24 hours a day. MRP also assists producers by providing market trend analysis and business and marketing tools and helps increase the competitiveness of the agricultural sector by working to protect the Nation's agriculture from pests and diseases, thereby increasing the efficiency of production.

ANIMAL AND PLANT HEALTH INSPECTION SERVICE

Table MRP-1. APHIS Budget Authority (millions of dollars)

Item	2025 Actual	2026 Enacted	2027 Budget
Discretionary:			
Safeguarding and Emergency Preparedness/Response:			
Animal Health:			
Animal Health Technical Services	\$40	\$43	\$43
Aquatic Animal Health	5	5	5
Avian Health	65	65	65
Cattle Health	111	111	116
Cervid and Small Ruminant Health	33	33	25
Equine Health	2	2	2
National Veterinary Stockpile	6	6	6
Swine Health	27	27	27
Veterinary Biologics	21	21	21
Veterinary Diagnostics	63	63	63
Zoonotic Disease Management	21	21	21
Total, Animal Health	393	397	393
Plant Health:			
Agricultural Quarantine Inspection (Appropriated)	36	36	36
Cotton Pests.....	16	16	16
Field Crop and Rangeland Ecosystems Pests	12	11	9
Pest Detection	29	29	29
Plant Protection Methods Development	22	22	22
Specialty Crop Pests	215	214	217
Tree and Wood Pests	59	59	59
Total, Plant Health.....	388	385	387
Wildlife Services:			
Wildlife Damage Management	123	123	126
Wildlife Services Methods Development	26	26	26
Total, Wildlife Services.....	148	148	152

MARKETING AND REGULATORY PROGRAMS

Item	2025 Actual	2026 Enacted	2027 Budget
Regulatory Services:			
Animal and Plant Health Regulatory Enforcement	19	19	19
Biotechnology Regulatory Services.....	20	20	20
Total, Regulatory Services.....	38	38	38
Emergency Management:			
Contingency Fund	0	0	0
Emergency Preparedness & Response.....	45	44	44
Total, Emergency Management	45	45	45
Total, Safeguarding and Emergency Preparedness:	1,011	1,012	1,014
Safe Trade and International Technical Assistance:			
Agriculture Import/Export	19	19	19
Overseas Technical & Trade Operations	26	26	26
Total, Safe Trade and Int'l Technical Assistance	44	44	44
Animal Welfare:			
Animal Welfare	37	37	37
Horse Protection.....	4	4	4
Total, Animal Welfare.....	41	41	41
Agency Mgmt. (including GSA Rent/DHS Security)	52	49	48
Congressionally Directed Spending Projects.....	-	11	-
Total, Salaries and Expenses.....	1,148	1,567	1,147
Buildings and Facilities	1	1	1
Total, Discretionary Programs	1,149	1,158	1,148
Mandatory:			
Agricultural Quarantine Inspection (AQI) Fees	1,027	1,081	1105
Trust Funds and User Fees	22	15	15
Farm Bill	158	323	323
Total, Mandatory Programs.....	1,207	1,419	1,443
Total, APHIS¹	2,356	2,577	2,591

¹/Amounts differ due to rounding of detailed amounts

The total Budget request for APHIS is \$1.148 billion, representing a net decrease of about \$10 million from the 2026 level. This decrease is due to the exclusion of congressionally directed spending projects. This funding level is crucial for the continued success of APHIS programs, as any stoppages or reductions could interrupt ongoing projects and potentially cause catastrophic consequences for environmental health.

The Budget includes discretionary funding of \$1.147 billion for Salaries and Expenses and \$1 million for the Buildings and Facilities account. Within the Salaries and Expenses amount, \$1.014 billion is specifically requested to support safeguarding and emergency programs. These animal and plant health programs protect domestic livestock, poultry, field crops, and specialty crops, which were valued at nearly \$332 billion in 2024. APHIS works cooperatively with federal partners, State and local agencies, Tribes, industries, private groups, and foreign counterparts to protect the Nation's agricultural and natural resources. To combat any sudden, urgent, and unforeseen pest and disease outbreaks, the Secretary retains authority to transfer funds from any USDA account to support emergency response operations.

ANIMAL HEALTH

The Budget supports a total of \$393 million for Animal Health, which is \$4 million below the FY 2026 level. At this proposed funding level, APHIS will increase funding for no-year New World Screwworm funding dedicated to long-term program response in cattle health. APHIS also proposes to decrease federal contributions for chronic wasting disease (CWD) management projects, while still maintaining funding for the highest priority proposals that address CWD research, management, and response activities in farmed and wild cervids.

PLANT HEALTH

The Budget includes \$387 million for Plant Health, a \$2 million increase above the FY 2026 level. This increase will support continued response efforts for exotic fruit fly outbreaks occurring in Texas, California. This crucial funding will support the rising costs and activities within the domestic program, particularly in confronting the higher risks that led to the unusually large number of outbreaks in these regions. The Budget also proposes several targeted decreases: funding for state cooperative agreements concerning imported fire ants will be decreased and APHIS is proposing to eliminate federal funding for cogongrass and roseau cane, choosing to focus resources on pests that align more directly with the Agency's core mission and are known to cause significant crop damage.

WILDLIFE SERVICES

The Budget includes a total of \$152 million for Wildlife Services, a \$4 million increase above the FY 2026 level. This proposed increase will boost funding for the National Rabies Management Program. This program controls and eliminates rabies virus variants in terrestrial carnivore populations using oral rabies vaccination (ORV) baits. APHIS is facing increased operating costs (such as for bait, aircraft, and fuel), a depleted ORV bait stockpile, and a rise in rabies cases, making it difficult to operate effectively at current funding levels.

REGULATORY SERVICES

The Budget includes \$38 million for Regulatory Services, maintaining its funding at the FY 2026 level. This funding allows the Agency to maintain its investigative and enforcement services, as well as its oversight of certain organisms developed using genetic engineering. This oversight ensures that these organisms do not pose a pest risk to plants when released into the environment.

EMERGENCY MANAGEMENT

The Budget includes \$45 million for Emergency Management, maintaining its funding at the FY 2026 level. This level of funding allows APHIS to protect U.S. agriculture and natural resources by preparing for, responding to, and recovering from animal and plant health emergencies.

SAFE TRADE AND INTERNATIONAL TECHNICAL ASSISTANCE

The Budget provides \$44 million for Safe Trade and International Technical Assistance activities. This funding supports APHIS's robust overseas presence, which is crucial for the Agency to effectively facilitate safe U.S. agricultural trade.

ANIMAL WELFARE

The Budget provides \$41 million for Animal Welfare activities, keeping the funding flat at the FY 2026 level. With this funding, APHIS will continue to support activities related to the protection of animal species covered under the Animal Welfare Act and the Horse Protection Act.

AGENCY MANAGEMENT

The Budget includes \$48 million for Agency Management. This funding covers essential costs such as GSA rent, Department of Homeland Security (DHS) security expenses, physical and operational security, and information technology infrastructure

BUILDINGS AND FACILITIES

The Budget includes \$1 million in funding for general facility improvement projects. The program will continue to centrally coordinate and prioritize facility improvement projects using available funds.

AGRICULTURAL MARKETING SERVICE**Table MRP-2. AMS Budget Authority (millions of dollars)**

Item	2025 Actual	2026 Enacted	2027 Budget
Discretionary:			
Marketing Services:			
Market News	\$35	\$35	\$35
Shell Egg Surveillance.....	3	2	3
Standardization	5	5	5
Federal Seed Act.....	2	2	2
Country of Origin Labeling	5	4	5
Pesticide Data Program	15	14	15
National Organic Standards.....	23	23	23
National Bioengineered Food Disclosure Standard ...	2	2	2
Transportation and Market Development.....	10	9	8
Farmers Market and Local Food Promotion Program	7	7	-
Acer Access and Development	6	6	-
Packers and Stockyards	33	33	24
Hemp Production	15	10	13
Grain Regulatory.....	19	17	19
US Warehouse Activities.....	11	10	11
Appropriated GSA Rent and DHS Security.....	4	4	4
International Food Procurement Program	9	8	-
Micro-Grants for Food Security	5	5	-
Cattle Contract Library	1	1	1
Dairy Business Innovation	12	14	-
Total, Marketing Services	222	211	170
Payments to States and Possessions.....	1	-	-
General Provisions:			
Bison and Production Marketing Grant Program	2	-	-
Cancellation of Unobligated Balances	-	-	-20
Total, Discretionary Programs	225	231	150
Mandatory:			
Funds for Stre. Mark., Income, and Supply (Sec. 32):			
Commodity Program Expenses	1,574	1,667	1,714
Section 32 Administrative Funds:			
Marketing Orders and Agreements	19	24	24
Commodity Purchase Services	36	41	42
Total, Section 32 Administrative Funds	55	65	66
Total, Mandatory Programs.....	1,629	1,732	1,780
Total, AMS.....	1,854	1,963	1,929

The total Budget request for the Agricultural Marketing Service (AMS) is \$170 million, representing a net decrease of \$41 million (19 percent) from the 2026 level. This reduction reflects improved efficiencies and the realignment of funds to support mission-critical functions, leading to the reduction or elimination of several programs. The Budget eliminates programs that provide

annual, taxpayer-funded carve-outs for private sector activities. Industry can fund their own marketing efforts without deepening the Federal deficit.

AMS's mission is to facilitate the strategic marketing of agricultural products, ensuring fair trading practices and promoting a competitive and efficient marketplace. This benefits producers, traders, and consumers of U.S. food and fiber products in both domestic and international markets. AMS programs help producers meet changing consumer demands and evolving marketing practices. Its activities include collecting and disseminating market information, overseeing shell egg handling, developing commodity grade standards, protecting producers from unfair marketing practices, analyzing pesticide residues, developing and enforcing organic standards, facilitating hemp production, enforcing labeling standards, and providing research and technical assistance to improve food marketing and distribution efficiency.

MARKET NEWS

The Budget proposes \$35 million for Market News, maintaining its funding at the FY 2026 level. This program supports the collection and reporting of vital commodity information, which assists producers, other marketers of farm products, and related industries in making critical daily decisions.

SHELL EGG SURVEILLANCE

The Budget funds Shell Egg Surveillance at \$3 million, a slight increase from the FY 2026 level. This program inspects registered shell egg facilities and monitors the disposition of restricted eggs, thereby limiting the number of restricted eggs in consumer channels and preventing eggs not meeting minimum U.S. standards from entering the consumer marketplace.

STANDARDIZATION

The Budget funds Standardization at \$5 million, maintaining its funding at the FY 2026 level. This program develops, reviews, and maintains agricultural commodity standards that describe a product's attributes for trade purposes. The Budget also requests additional funding (implied within the \$5M, or as a separate request not quantified) to enable the program to be responsive to industry requests in developing and implementing technology for offsite grading for small facilities.

FEDERAL SEED ACT PROGRAM

The Budget provides \$2 million for the Federal Seed Act Program, maintaining its funding at the FY 2026 level. This program promotes fair competition in the seed trade by ensuring seed is accurately labeled, among other requirements.

COUNTRY OF ORIGIN LABELING

The Budget provides \$5 million for the Country of Origin Labeling, a slight increase from the FY 2026 level. This program promotes fair competition in the seed trade by ensuring seed is accurately labeled, among other requirements.

PESTICIDE DATA PROGRAM

The Budget provides \$15 million for the Pesticide Data Program (PDP), a slight increase from FY 2026 level. The PDP is the primary supplier of data regarding actual levels of pesticide residues on commodities. It develops and communicates comprehensive, statistically reliable information on pesticide residues in food to improve government dietary risk assessments, enhance the competitiveness of farm economies by supporting safer crop protection methods, and reassure consumers concerned about pesticides.

NATIONAL ORGANIC STANDARDS

The Budget provides \$23 million for the National Organic Program, maintaining its funding at the FY 2026 level. This program works to meet consumer demand for organically-produced goods by supporting the development, maintenance, and enforcement of national standards governing the production and handling of organic agricultural products.

NATIONAL BIOENGINEERED FOOD DISCLOSURE STANDARD

The Budget requests \$2 million to maintain the National Bioengineered Food Disclosure Standard efforts, keeping its funding at the FY 2026 level. This Standard requires food manufacturers, importers, and certain retailers to ensure bioengineered foods are appropriately disclosed to consumers.

TRANSPORTATION AND MARKET DEVELOPMENT

The Budget requests \$8 million for Transportation and Market Development, a slight reduction from the FY 2026 level. This program conducts research and outreach related to grain shipping and supply chains, connecting agricultural producers with high-value market opportunities through its national market directories.

PACKERS AND STOCKYARDS

The Budget includes \$24 million for the Packers and Stockyards program, a reduction of \$9 million from FY 2026. Within this funding, increased funding is requested to strengthen oversight of livestock and poultry markets and minimize IT security vulnerabilities. This program regulates and monitors the activities of livestock, meat, and poultry market participants to support fair practices within the industry.

HEMP PRODUCTION

The Budget includes \$13 million for the Hemp Production program, an increase of \$3 million from the FY 2026 level. This program is responsible for regulating the commercial production of industrial hemp, as authorized by Section 10113 of the 2018 Farm Bill.

GRAIN REGULATORY PROGRAM

The Budget includes \$19 million for the Federal Grain Inspection Service, an increase of \$2 million from the FY 2026 level. This program establishes the official U.S. standards and quality assessment methods for grain and related products and regulates handling practices to ensure compliance with the United States Grain Standards Act and the Agricultural Marketing Act of 1946. This funding is used in combination with user-fee funded field activities.

U.S. WAREHOUSE ACTIVITIES

The Budget requests \$11 million for U.S. Warehouse Activities, a slight increase from the FY 2026 level. This program supports the efficient use of commercial facilities in the storage of Commodity Credit Corporation-owned commodities, administers a nationwide warehousing system, establishes posted county prices for major farm program commodities, and manages CCC commodity inventories. It also authorizes the licensing of operators and qualified persons for agricultural product handling under the United States Warehouse Act (USWA), with user fees covering administration costs.

DAIRY BUSINESS INNOVATION

The Budget eliminates all funding for the Dairy Business Innovation program. These changes reflect an effort to align limited taxpayer dollars with mission-critical priorities. The dairy industry has access to substantial, industry-funded resources through 'check-off programs,' which are dedicated to supporting self-help initiatives and research within the sector.

RESEARCH, EDUCATION, AND ECONOMICS

MISSION

The Research, Education, and Economics (REE) mission area is dedicated to tackling various agricultural challenges through research, educational programs, extension activities, and economic analysis. By integrating research across biological, physical, and social sciences, REE drives innovation and generates essential knowledge to ensure the ongoing strength and global competitiveness of U.S. agriculture.

REE's responsibilities are carried out by four key agencies and a staff office. The Agricultural Research Service (ARS) conducts in-house research in natural and biological sciences. The National Institute of Food and Agriculture (NIFA) partners with universities to perform external research, higher education, and extension activities. The Economic Research Service (ERS) conducts internal economic and social science research, market analysis, and produces indicators of agricultural and rural economic performance. Finally, the National Agricultural Statistics Service (NASS) is responsible for conducting the Census of Agriculture and providing official, current statistics on agricultural production and the economic health of the farm sector.

AGRICULTURAL RESEARCH SERVICE

Table REE-1. ARS Budget Authority (millions of dollars)

Item	2025 Actual	2026 Enacted	2027 Budget
Discretionary:			
Product Quality/Value Added.....	\$137	\$137	\$130
Livestock Production.....	145	145	129
Crop Production.....	358	361	361
Food Safety	134	133	134
Livestock Protection	154	148	142
Crop Protection	252	251	221
Human Nutrition	131	131	129
Environmental Stewardship	302	306	272
Total, Research Programs.....	1,613	1,612	1,518
National Agricultural Library.....	30	30	30
Repair and Maintenance	23	23	23
Buildings and Facilities.....	-	61	-
NBAF Operations and Maintenance.....	122	128	128
Total, Discretionary Programs	1,788	1,726	1,699
Mandatory:			
Trust Funds	13	13	13
Total, ARS	1,801	1,867	1,712

The Budget includes \$1.7 billion in discretionary funding to support ARS research. This funding will advance agricultural innovation for rural prosperity, enhance protection for U.S. agriculture against invasive pests and diseases, and support essential research at the National Bio and Agro Defense Facility and the U.S. National Poultry Research Center. Furthermore, the Budget includes a \$60 million increase to establish a competitive-style program where ARS laboratories will compete for funding, piloting how a competitive process may increase productivity and output of the laboratories. The Budget also proposes the closure and consolidation of four ARS laboratories: Urbana, IL; Newark, DE; Burlington, VT; and Boston, MA, with applicable projects being consolidated into other ARS facilities.

ARS serves as the USDA's chief scientific, in-house research agency, conducting approximately 600 research projects at over 90 locations nationwide. ARS research addresses a wide range of critical problems affecting American agriculture, from animal and crop protection and production to human nutrition, food safety, and natural resources conservation. ARS also includes the National Arboretum and the National Agricultural Library, which is the nation's major information resource on food, agriculture, and natural resource sciences. The Budget fully funds the National Bio and Agro-Defense Facility (NBAF), a state-of-the-art biocontainment facility for studying foreign, emerging, and zoonotic animal diseases, which will replace the Plum Island Animal Disease Center.

PRODUCT QUALITY/VALUE ADDED

The Budget includes \$130 million for this program. ARS has active research programs directed toward: (1) improving the efficiency and reducing the cost for the conversion of agricultural products into biobased products and biofuels; (2) developing new and improved products for domestic and foreign markets; and (3) providing higher quality, healthy foods that satisfy consumer needs in the U.S. and abroad.

LIVESTOCK PRODUCTION

The Budget includes \$129 million for this program. ARS's livestock production program is directed toward: (1) safeguarding and utilizing animal genetic resources, associated genetic and genomic databases, and bioinformatic tools; (2) developing a basic understanding of the physiology of livestock and poultry; and (3) developing information, tools, and technologies that can be used to improve animal production systems. The research is heavily focused on the development and application of genomics technologies to increase the efficiency and product quality of beef, dairy, swine, poultry, aquaculture, and sheep systems.

CROP PRODUCTION

The Budget includes \$361 million for this program. ARS's crop production program focuses on developing and improving ways to reduce crop losses while protecting and ensuring a safe and affordable food supply. The research program concentrates on effective production strategies that are safe for consumers, and compatible with viable and profitable crop production systems. Research activities are directed at safeguarding and utilizing plant genetic resources and their associated genetic, genomic, and bioinformatic databases that facilitate the selection of varieties and/or germplasm with significantly improved traits.

FOOD SAFETY

The Budget includes \$134 million for this program. Ensuring that the U.S. has the highest levels of affordable, safe food requires that the food system be protected at each stage from production through processing and consumption. ARS's current food safety research is designed to yield science-based knowledge on the safe production, storage, processing, and handling of plant and animal products; and on the detection and control of toxin-producing and/or pathogenic bacteria and fungi, parasites, chemical contaminants, and plant toxins.

LIVESTOCK PROTECTION

The Budget includes a total of \$142 million for this program. ARS's animal health program is directed at protecting and ensuring the safety of the Nation's agriculture and food supply through improved disease detection, prevention, control, and treatment. Basic and applied research approaches are used to solve animal health problems, with an emphasis on methods and procedures to control animal diseases.

CROP PROTECTION

The Budget includes \$221 million to support these activities. ARS research on crop protection is directed at understanding pest and disease transmission mechanisms and identifying and applying new technologies that increase understanding of virulence factors and host defense mechanisms.

HUMAN NUTRITION

The Budget includes \$129 million for this program. As excessive consumption has replaced diseases related to malnutrition as a primary public health concern in the U.S., the ARS human nutrition research program has increasingly focused on research studying the maintenance of health throughout the lifespan along with the prevention of obesity and chronic diseases via food-based recommendations. Using this funding, ARS will research dietary compounds (particularly those in fruits, vegetables, and

whole grains) that are protective against the initiation or promotion of chronic diseases, the factors that influence their accumulation in foods, and factors that promote/inhibit the inclusion of these foods in the diet.

NATIONAL AGRICULTURAL LIBRARY (NAL)

The Budget includes \$30 million for NAL. NAL is the primary agricultural information resource of the U.S. NAL is the premier library for collecting, managing, and disseminating agricultural knowledge. It provides services directly to the staff of USDA and to the public, primarily via the NAL web site, www.nal.usda.gov. NAL provides library and information services that deliver agricultural information to the public through Agricultural Online Access (AGRICOLA); conserves rare and at-risk items; and works in partnership with other USDA and Federal agencies to broadly disseminate information.

REPAIR AND MAINTENANCE

The Budget includes \$23 million to address repair and maintenance needs. ARS allocates funding for the repair and maintenance of existing ARS facilities and infrastructure. Performing regular repair and maintenance on ARS infrastructure can extend the life span of research laboratories and facilities, provide opportunities for longer term savings, and ensure Federal scientists' capacity to conduct safe, quality research. Funding will support specific projects such as the replacement of air handling units, boilers, and chillers that have reached the end of their service lives.

NATIONAL INSTITUTE OF FOOD AND AGRICULTURE

Table REE 2. NIFA Budget Authority (millions of dollars)

Item	2025 Actual	2026 Enacted	2027 Budget
Discretionary:			
Formula Grants:			
Smith-Lever 3 (b) and (c)	\$325	\$325	\$175
Hatch Act.....	265	265	-
1890 Research and Extension	161	161	112
McIntire-Stennis Cooperative Forestry.....	38	38	20
Expanded Food and Nutrition Education Program	70	70	48
Renewable Resources Extension Act (RREA)	4	4	-
Facility Improvements at 1890 Institutions	22	22	20
Tribal Colleges Education Equity Grants Program.....	7	8	7
Animal Health and Disease Research.....	4	3	4
Total, Formula Grants.....	896	896	386
1890 Capacity Building Grants (Research)	30	30	30
Agriculture and Food Research Initiative	445	435	419
Integrated Activities - Section 406 Organic Transition	8	8	-
Crop Protection and Pest Management Activities	21	21	-
Sustainable Ag Research/Education and Extension	48	48	-
IR-4 Minor Crop Pest Management.....	15	15	15

Item	2025 Actual	2026 Enacted	2027 Budget
Scholarships at 1890 Institutions.....	10	10	10
Native American Endowment Fund Interest	7	10	10
Other Higher Education Programs.....	49	49	35
Federally-Recognized Tribes Extension Program	4	4	4
Food Safety Outreach Program	10	10	7
Extension Services at 1994 Institutions	11	12	11
Federal Administration.....	19	18	18
Grants Management System.....	7	7	7
Food and Ag. Defense Initiative.....	8	8	8
Veterinary Medical Services Act.....	10	10	10
Children, Youth, and Families at Risk	8	8	8
Research Facilities Act.....	1	-	-
Other Research, Extension and Integrated Programs .	80	76	53
Total, Discretionary Programs.....	1,687	1,675	1,031
Mandatory:			
Native American Endowment Fund.....	12	12	12
Farm Bill:			
Food Insecurity Nutrition Incentive Program/Gus Schumacher Nutrition	53	53	53
Agricultural Risk Management Education Program	9	9	9
Beginning Farmer and Rancher Development Program	24	24	24
Specialty Crop Research Initiative	74	170	165
Emergency Citrus Research and Extension Program ...	25	25	24
Organic Agriculture Research and Education Initiative	47	47	47
Urban, Indoor & Other Emerging Ag Production	2	2	2
Scholarships for 1890 Students.....	-	60	-
Assistive Tech. Program for Farmers with Disabilities .	-	8	-
Research Facilities Act.....	-	125	118
Total, Farm Bill Programs	234	523	442
Total, Mandatory Programs	246	535	454
Total, NIFA^{1/}	1,933	2,210	1,482

^{1/}Totals may not sum due to rounding.

The Budget includes \$1 billion in discretionary funding for the National Institute of Food and Agriculture (NIFA), with \$419 million specifically allocated for the Agriculture and Food Research Initiative (AFRI). The Department aims to sufficiently fund 1890 and 1994 Land-grant programs, protect funding for youth and K-12 programs such as 4-H, and continue highly competitive merit-based grant programs that advance the competitiveness of American agriculture and prepare future generations of farmers.

NIFA plays a crucial role in linking Federal, State, and Tribal institutions through a nationwide system of agricultural research, education, and extension. It funds projects, using both statutory formula funding and competitive grants, in partnership with State Agricultural Experiment Stations, the Cooperative Extension System, Land-grant Universities, colleges, and other institutions. NIFA's mission is to invest in and advance agricultural

research, education, and extension to solve food and agriculture challenges, propelling cutting-edge discoveries from laboratories to farms, classrooms, and communities with the help of Cooperative Extension.

AGRICULTURE AND FOOD RESEARCH INITIATIVE (AFRI)

The Budget includes \$419 million for AFRI. AFRI is the Nation's premier competitive, peer-reviewed research program for fundamental and applied sciences in agriculture. It is broad in scope, with programs ranging from fundamental science to farm management and community issues. Investments made through AFRI occur in the three major complementary components: 1) Strengthening Agricultural Systems, 2) Foundational and Applied Science, and 3) Education and Workforce Development. Innovations in U.S. agriculture are needed to promote agriculture production that enhances nutrition research, opportunities for economic growth, and both formal and non-formal agricultural education. NIFA will continue to support USDA's agriculture research enhancement awards program, projects addressing plant and animal health, emerging pest and disease issues, food safety, plant and animal breeding, improved productivity, precision agriculture, biosecurity, and workforce development.

FORMULA (CAPACITY) PROGRAMS

The Budget includes \$386 million for formula (capacity) programs. NIFA manages capacity grant programs that distribute funding to the States using statutory formulas and provide long-term, sustainable support needed to grow the capacity for agricultural research, education, and extension activities at Land-grant Universities and State Agricultural Experiment Stations. These programs include Smith-Lever 3(b) and 3(c), 1890 and 1994 Land-grant Colleges and Universities, McIntire-Stennis Cooperative Forestry, and other grant programs. Compared to the total public agricultural R&D investment, NIFA's formula grant funding is a relatively small contribution when compared to state, private, and other federal investments.

1890 LAND-GRANTS, TRIBAL COLLEGES AND UNIVERSITIES, AND HISPANIC-SERVING INSTITUTIONS

The Budget includes \$241 million 1890 Land-Grants, Tribal Colleges and Universities, and Hispanic-Serving Institutions. These programs support capacity building initiatives, education, and pathways to employment for students and faculty and help develop a strong pipeline of talented individuals. NIFA administers programs dedicated to strengthening research and extension capacity at these institutions and these programs support their ability to continue their effective programming. These include research, extension, teaching, and facilities programs at the 1890 Land-grant Universities; research, education, and extension grants for Tribal colleges (including the Federally Recognized Tribes Extension Program) and Hispanic-

serving institutions; and education grants for Alaska Native-serving and Native Hawaiian-serving institutions; New Beginning for Tribal Students, Centers of Excellence at 1890 Institutions, and Grants for Insular Areas.

ECONOMIC RESEARCH SERVICE

Table REE-3. ERS Budget Authority (millions of dollars)

Item	2025 Actual	2026 Enacted	2027 Budget
Discretionary:			
Economic Research Service	\$91	\$91	\$75

The Budget includes \$75 million in program funding for the Economic Research Service (ERS), which represents a \$16 million decrease from the FY 2026 level.

ERS's mission is to inform and enhance public and private decision-making by anticipating emerging issues and conducting sound, peer-reviewed economic research on policy-relevant topics related to agriculture, food, natural resources, and rural America. ERS also serves as the primary source of statistical indicators that gauge the health of the farm sector, assessing agricultural performance (including trade). Its highly trained staff of economists and social scientists conduct intramural research, market outlook, analysis, and data development across a broad range of topics, continuously adapting its research portfolio to address Administration priorities such as the farm economy, rural prosperity, agricultural markets and trade, disaster assistance, food assistance, and other emerging issues. ERS coordinates its research with other USDA agencies and external collaborators, serving key clientele including the White House, USDA policy officials, Congress, and various government and industry groups.

NATIONAL AGRICULTURAL STATISTICS SERVICE

Table REE-4. NASS Budget Authority (millions of dollars)

Item	2025 Actual	2026 Enacted	2027 Budget
Discretionary:			
Agricultural Estimates	\$141	\$139	\$139
Census of Agriculture	47	46	49
Total, NASS	188	185	187

The Budget includes \$187 million in program funding for the National Agricultural Statistics Service (NASS). Of this total, \$49 million is allocated for the Census of Agriculture, which received a \$2.5 million increase to finalize the 2027 Census Mail List and supplement the measurement of Census coverage.

NASS's mission is to provide timely, accurate, and useful statistics that serve U.S. agriculture. Each year, NASS conducts over 450 surveys on 150 different commodities, providing crucial data that illustrates the changing nature and needs of agriculture. This accurate and up-to-date information is essential for decision-making by producers, agribusinesses, farm organizations, public officials, and others. NASS data also contributes to stable, efficient, and fair agricultural markets by ensuring accessible and objective data for both commodity market buyers and sellers. Additionally, NASS conducts the quinquennial Census of Agriculture (Ag Census), a complete count of U.S. farms and ranches, surveying farmers and ranchers on land use, operator characteristics, production practices, income, and other vital topics.

DEPARTMENTAL ACTIVITIES

MISSION

Departmental staff offices play a crucial role in providing essential support to all Departmental agencies and programs. Their work ensures that these agencies can effectively carry out their duties and collectively lead efforts to improve customer service for the public. These offices handle a wide range of functions, including providing legal counsel, promoting civil rights, conducting economic analyses, coordinating communications, managing finances, offering budget and policy support, and conducting program appeal hearings for the Department's activities. To ensure these offices can maintain the necessary staffing levels to provide vital leadership, oversight, and coordination, the Budget proposes \$411 million in funding.

Table DA-1. Departmental Activities Budget Authority (millions of dollars)

Item	2025 Actual	2026 Enacted	2027 Budget
Discretionary:			
Office of the Secretary:			
Office of the Secretary	\$30	\$28	\$22
Office of Tribal Relations.....	5	5	5
Office of Homeland Security	2	2	15
Office of Partnerships and Public Engagement	8	5	2
Departmental Administration.....	24	17	27
Office of Communications	7	5	5
Total, Office of the Secretary	75	63	76
Executive Operations:			
Office of the Chief Economist.....	31	30	15
Office of Hearings and Appeals	17	15	13
Office of Budget and Program Analysis	15	15	12
Office of the Chief Information Officer	91	85	135
Office of the Chief Financial Officer.....	7	6	6
Office of Civil Rights.....	37	30	15
Office of the General Counsel	61	61	45
Office of Ethics	5	5	4
Agriculture Buildings and Facilities	23	15	70
Hazardous Materials Management.....	3	2	1
Office of Safety, Security and Protection	21	24	19
Total, Executive Operations	308	285	335
Total, Discretionary Programs	387	348	411
Mandatory:			
Commodity Credit Corporation Transfers:			
Farmer Bridge Assistance Program	9,430	2,829	-
Farm Bill:			
Farming Opportunities Training and Outreach Veteran	24	24	24
Total, Mandatory Programs	9,454	2,853	24
Supplemental:			
American Relief Act.....	31,000	-	-
Total, Supplemental Programs	31,000	0	0
Total, Departmental Staff Offices ^{a/}	40,841	3,201	435

^{a/} Totals may not sum due to rounding.

Note: Table DA-1 Departmental Activities Budget Authority Bud Summary doesn't show rescissions, sequestrations nor transfers, just appropriations.

OFFICE OF THE SECRETARY**OFFICE OF THE SECRETARY (OSEC)**

The Budget requests \$22 million for OSEC's staff salaries and operational expenses, a \$6 million decrease compared to the 2026 enacted level. OSEC represents the principal leadership for the Department, including the Secretary of Agriculture, Deputy Secretary, Chief of Staff, Under Secretaries, Assistant Secretaries, the Executive Secretariat, and their immediate staff. OSEC is responsible for administering and overseeing the Department's vast work, which involves formulating and providing policy direction across all areas of its responsibilities, such as research, rural development, nutrition, conservation, farm programs, forestry, and international agriculture. Additionally, this account has been utilized to process supplemental funding for disasters and Commodity Credit Corporation (CCC) programs. This office also maintains crucial relationships with external organizations, liaises with the Executive Office of the President and Congress on Departmental policy, and oversees special projects, studies, and investigations requested by Congress and the Administration, with results reported to appropriate Congressional Committees.

OFFICE OF TRIBAL RELATIONS (OTR)

The Budget requests \$5 million for OTR, maintaining the budget at the same funding level as 2026. OTR serves as the primary contact point for all Tribal issues within the Department. Its mission is to ensure that relevant programs and policies are efficient, easy to understand, accessible, and developed in close consultation with the American Indian and Alaska Native communities they affect. OTR is authorized to establish cooperative agreements to improve the coordination and effectiveness of federal programs and services impacting rural areas. Additionally, it oversees the Tribal Advisory Committee and provides administrative support to the Tribal Colleges Programs.

OFFICE OF HOMELAND SECURITY (OHS)

The Budget requests \$15 million for OHS's staff salaries and operational expenses, a \$13 million increase compared to the 2026 enacted level. OHS is responsible for leading and coordinating the Department's programs related to preparing for and responding to major natural and terrorist emergencies, as well as threats to the food and agriculture system and key USDA assets. OHS provides leadership and coordination with the National Security Council on critical issues such as resilience, response, continuity, biodefense, counterintelligence, insider threats, intelligence, and engages with the Council on Foreign Investment in the United States (CFIUS). Additionally, OHS ensures the safety, security, and training for the use of radiological sources at

USDA laboratories, research stations, and airports and leads the Department's actions related to the Agricultural Foreign Investment Disclosure Act (AFIDA) in support of the National Farm Security Action Plan.

The significant funding increase is specifically for national security expenses, which are being strategically realigned and centralized under OHS. This realignment aims to enhance efficiency and effectiveness within USDA by consolidating resources for policy development, emergency preparedness and response initiatives, and threat mitigation coordination. By centralizing these efforts, the Department expects to eliminate redundancies, ensure more coordinated resource allocation, and improve the execution of Departmental security policies, ultimately strengthening USDA's resilience and readiness without compromising overall security.

OFFICE OF PARTNERSHIPS AND PUBLIC ENGAGEMENT (OPPE)

The Budget requests \$2 million for OPPE, a \$3 million decrease compared to the 2026 enacted level. This funding reduction aligns with the Department's broader efforts to streamline its workforce, facilities, programs, and other services. This adjustment reflects a strategic realignment of resources to better match current administration priorities and achieve greater government efficiencies. While experiencing a decrease, OPPE will continue its vital mission of providing outreach to America's agricultural community, ensuring small, beginning, and veteran farmers and ranchers have access to key Department programs and services. The Department remains fully committed to supporting these farmers and ranchers, and this change allows for a more focused approach, potentially shifting resources towards direct program delivery or enhanced technical assistance within existing departmental structures to maximize impact and ensure the most effective use of taxpayer funds.

DEPARTMENTAL ADMINISTRATION (DA)

The Budget provides approximately \$27 million for this office, a \$10 million increase from the FY 2026 level. This increase is specifically allocated to carry out the Core Human Capital Management (Core HCM) initiative, a critical government-wide modernization effort led by the Office of Personnel Management (OPM). This initiative aims to consolidate over 100 outdated and duplicative federal human resources systems into a single, modern platform. The remaining funding supports the office's leadership and coordination of other essential Departmental functions, including human resources, procurement, property management, emergency preparedness and response activities, and programs for small and disadvantaged business utilization.

OFFICE OF COMMUNICATIONS (OC)

The Budget provides \$5 million for OC, keeping its funding at the same level as 2026. This funding supports OC's crucial role in leading and coordinating the development of communication strategies for the Department. OC plays a critical role in disseminating information about USDA's programs to the public and works to improve communication strategies that increase the visibility and transparency of USDA programs.

Executive Operations**OFFICE OF THE CHIEF ECONOMIST (OCE)**

The Budget requests \$15 million for OCE, a \$15 million decrease from the FY 2026 level. This reduction is achieved by eliminating funding for external Policy Research Centers whose work is directed by Congressional committees and that should be funded by Congress directly. Reductions are also achieved from the Food Loss and Waste initiatives, along with a decrease of 9 full-time equivalent (FTE) positions. USDA is one of the largest employers of economists and statisticians across the federal government. As part of the Department's efforts to consolidate and streamline, OCE will leverage economic expertise from USDA's various mission areas. This approach will enable OCE to continue producing the USDA's World Agricultural Supply and Demand Estimates (WASDE) report and data, and to coordinate the critical economic analytical support on trade, agricultural, and food policy, as well as regulatory reviews. OCE will continue to serve as a focal point for USDA's economic and agricultural market intelligence and analysis, aiming to inform public and private decision-makers by providing unbiased and rapid-response information and data-driven analyses of current and emerging issues impacting agriculture and rural America, from biotechnology to extreme weather events.

OFFICE OF HEARINGS AND APPEALS (OHA)

The Budget provides \$12.7 million for OHA, a decrease of \$1.8 million. This reduction aligns with the Department's ongoing efforts to consolidate administrative functions, aiming to optimize resource allocation and enhance overall efficiencies. Despite this decrease, OHA will continue its vital mission to administer the National Appeals Division (NAD), the Office of the Administrative Law Judges (OALJ), and the Office of the Judicial Officer (OJO). OHA's role is to ensure fair and timely adjudication of adverse USDA agency decisions and conduct rulemaking proceedings nationwide, and it will prioritize workforce management to maintain the continuity of its mission to promote fairness, transparency, and consistency across all its proceedings.

OFFICE OF BUDGET AND PROGRAM ANALYSIS (OBPA)

The Budget provides \$12 million for OBPA, a decrease of \$3 million. This reduction is proposed to align with administration priorities through streamlining workforce efforts, facilities, and other government efficiencies. Despite this decrease, OBPA will continue to provide leadership and centralized coordination of the Department's budget. It will also ensure ongoing analyses and information are provided to the Secretary and other senior policy officials regarding the Department's programs, policies, and budget actions. OBPA's critical functions include leading USDA's strategic planning, enterprise risk management, performance management and reporting, evidence and evaluation, and budget analysis, justification, and controls.

OFFICE OF THE CHIEF INFORMATION OFFICER (OCIO)

The Budget provides \$134.9 million for OCIO, a \$50 million increase from the 2026 enacted level. This total funding includes \$55 million specifically allocated for critical Farm Service Agency (FSA) IT Investments. The overall decrease is achieved through strategic reallocations, reductions for the Cybersecurity and Privacy Operations Center (CPOC) and for the Enterprise Data Management Center (EDMC) with funds shifting to the Working Capital Fund.

This significant investment in IT, alongside strategic reallocations, is driven by national security priorities and aims to modernize outdated legacy systems that are crucial for securing the American food supply. OCIO and the Farm Production and Conservation (FPAC) mission area are implementing a new data-centric platform called Landmark to improve efficiency, streamline farmer interactions through initiatives like "One Farmer One File" and electronic acreage reporting, and enhance overall data management. This initiative, which will continue through 2027 and into 2028, ensures strong leadership and financial oversight from OCIO and FPAC.

OFFICE OF THE CHIEF FINANCIAL OFFICER (OCFO)

The Budget provides \$5.8 million for OCFO, maintaining its funding at the FY 2026 level. This funding enables OCFO to provide overall direction and leadership in developing financial management policies and systems, and in preparing the Department's consolidated financial statements. OCFO is responsible for the financial leadership of a large Department with nearly 100,000 employees, 14,000 offices and field locations, and over \$200 billion in assets. These budget resources will allow OCFO to better meet the needs of its customers and ensure compliance with USDA's Department policies, federal laws, and regulations.

OFFICE OF CIVIL RIGHTS (OCR)

The Budget provides \$15 million for OCR, a \$15 million decrease from the 2026 enacted level. This reduction is consistent with the Department's efforts to streamline policies, eliminate redundancies, and strengthen skill alignment. Despite this decrease, OCR will continue to carry out its mission to provide policy guidance, leadership, coordination, training, and complaint adjudication and processing for the Department and its agencies. OCR remains committed to ensuring the fair and equitable treatment of all USDA customers and employees, while delivering quality programs and enforcing civil rights.

OFFICE OF THE GENERAL COUNSEL (OGC)

The Budget provides \$45 million for OGC, a \$15.6 million decrease. This reduction is proposed to align with administration priorities through streamlining workforce efforts, facilities, and other government efficiencies. Despite this decrease, OGC will continue to provide essential legal oversight, counsel, and support to the Department's agencies and offices. OGC assists the Secretary and USDA agencies by offering legal advice, preparing transactional documents, representing the Department in administrative proceedings, and assisting the Department of Justice in litigation involving USDA. OGC remains committed to carrying out its full range of legal services and responsibilities, including maintaining the Office of Information Affairs and ensuring the protection and recovery of governmental assets.

OFFICE OF ETHICS (OE)

The Budget provides \$4.1 million for OE, maintaining its funding at the FY 2026 level. This office, which reports to the General Counsel, is responsible for administering USDA's statutorily required ethics program. It provides essential ethics services, including advice, training, and guidance to the Secretary of Agriculture and all USDA employees regarding compliance with conflict-of-interest statutes and impartiality rules.

AGRICULTURE BUILDINGS AND FACILITIES (AGB&F)

The Budget provides \$70 million for the AgB&F account, a \$55 million increase from the FY 2026 level. This significant increase is critical for successfully implementing the Secretary of Agriculture's major plan to reorganize the USDA, which involves relocating approximately 2,600 staff from Washington, D.C. to five new regional hubs and significantly reducing the Department's presence in the National Capital Region. This funding will directly support the transition to these new regional hubs, including office moves, and facilitate relocation expenses for agencies as they vacate Headquarters' facilities, ensuring a smooth transition and bringing leadership closer to farmers.

HAZARDOUS MATERIALS MANAGEMENT (HMM)

The Budget provides \$1 million for HMM, a \$1 million decrease from the FY 2026 level. At this funding level, HMM will continue to provide leadership, policy, and guidance in the efficient management and cleanup of hazardous materials on facilities and lands under the Department's jurisdiction. This also includes preventing releases of hazardous substances that could affect USDA facilities. With the adjusted budget, HMM will focus on seeking efficiencies for USDA's hazardous waste cleanup obligations and prioritizing the Department's environmental disposal liabilities.

OFFICE OF SAFETY, SECURITY, AND PROTECTION (OSSP)

The Budget provides \$19.1 million for OSSP, a \$4.9 million decrease from the FY 2026 level. This reduction reflects targeted cuts in contractual security support for non-essential services. Despite this decrease, OSSP will continue to provide leadership, policy, and management in safeguarding USDA property and personnel. Its mission includes maintaining critical physical security standards, managing access control and facility protection, and identifying and addressing security risks that may affect USDA personnel, infrastructure, and facilities across all USDA locations.

OFFICE OF THE INSPECTOR GENERAL

Table OIG-1. OIG Budget Authority (millions of dollars)

Item	2025 Actual	2026 Enacted	2027 Budget
Discretionary:			
Office of the Inspector General.....	\$108	\$103	\$90
Supplemental Funding:			
Infrastructure Investment and Jobs Act	3	3	6
American Relief Act Oversight	-	2	4
Total, Office of the Inspector General	111	108	100

The Budget provides \$90 million in discretionary funding for OIG, which represents a \$13 million decrease from the FY 2026 level. This funding supports OIG's critical oversight role, ensuring the proper distribution and use of funds across USDA programs. OIG's fundamental duty is to keep the Secretary and Congress fully informed about problems, mismanagement, and deficiencies within Department programs and operations.

The OIG actively combats fraud, waste, and abuse through comprehensive audits, investigations, inspections, data analytics, and reviews. This oversight covers the full range of USDA's programs, including the Supplemental Nutrition Assistance Program, crop insurance indemnity payments, grants, and loans, ensuring that entitlements and benefits are distributed based on

eligibility and used for their intended purpose. OIG recommends corrective actions, reports on their implementation progress, and reviews existing and proposed legislation and regulations, offering recommendations to the Secretary and Congress. The OIG also provides policy direction and coordinates all audits and investigations, both within the Department and with other federal, state, and local agencies, to promote economy, efficiency, and prevent fraud and mismanagement. For context, OIG also received \$4 million in supplemental funding through the American Relief Act of 2025 to oversee activities funded by that Act.

Table APP-1. New Discretionary Budget Authority requested (millions of dollars)¹

Mission Area / Agency	2025 Actual	2026 Enacted	2027 Budget
FARM PRODUCTION AND CONSERVATION			
FPAC Business Center.....	\$244	\$168	\$162
Farm Service Agency.....	1,606	1,502	1,236
Risk Management Agency	66	60	60
Natural Resources Conservation Service	911	903	111
TRADE AND FOREIGN AGRICULTURAL AFFAIRS			
Foreign Agricultural Service	227	222	222
P.L. 480 title II.....	1,621	1,200	-
McGovern Dole	240	240	-
RURAL DEVELOPMENT			
Rural Development	387	312	265
Rural Utilities Service	668	598	266
Rural Housing Service	2,349	3,104	2,451
Rural Business-Cooperative Service	69	82	-
FOOD, NUTRITION, AND CONSUMER SERVICES			
Food and Nutrition Service	8,333	8,957	8,247
Food Safety			
Food Safety and Inspection Service	1,214	1,215	1,216
NATURAL RESOURCES AND ENVIRONMENT			
Forest Service.....	6,179	6,151	2,137
MARKETING AND REGULATORY PROGRAMS			
Animal and Plant Health Inspection Service	1,149	1,158	1,148
Agricultural Marketing Service.....	224	211	151
RESEARCH, EDUCATION, AND ECONOMICS			
Agricultural Research Service.....	1,788	1,726	1,699
National Institute of Food and Agriculture	1,687	1,675	1,031
Economic Research Service	91	91	75
National Agricultural Statistics Service.....	188	185	187
DEPARTMENTAL ACTIVITIES			
Office of the Secretary.....	76	63	76
Executive Operations.....	308	285	335
Office of Inspector General.....	108	103	90
Working Capital Fund	-46	-	-
Total, USDA.....	29,687	30,211	21,165

¹ Note: Appendix tables do not include proposed legislation but do include reestimates, offsetting collections, and other accounts which are not displayed in other tables within the Budget Summary.

Table APP-2. Available Resources (millions of dollars)²

Mission Area / Agency	2025 Actual	2026 Enacted	2027 Budget
FARM PRODUCTION AND CONSERVATION			
FPAC Business Center			
Discretionary Funds	244	168	233
Mandatory Funds	60	71	71
Farm Service Agency			
Discretionary Funds	\$1,606	\$1,502	\$1,236
Mandatory Funds	(500)	(500)	(500)
Risk Management Agency			
Discretionary Funds	73	60	60
Mandatory Funds	13,851	17,492	18,025
Natural Resources Conservation Service			
Discretionary Funds	886	903	111
Supplemental Funds	920	-	-
Mandatory Funds	3,976	5,015	5,345
Commodity Credit Corporation			
Mandatory Funds	24,820	13,504	18,899
TRADE AND FOREIGN AGRICULTURAL AFFAIRS			
Foreign Agricultural Service			
Discretionary Funds	233	228	222
Mandatory Funds	-	-	249
P.L. 480			
Discretionary Funds	1,806	1,200	-
Mandatory Funds	-	-	-
McGovern-Dole			
Discretionary Funds	240	240	-
RURAL DEVELOPMENT			
Rural Development			
Discretionary Funds	372	312	265
Supplemental Funds	15	-	-
Rural Utilities Service			
Discretionary Funds	638	579	225
Supplemental Funds	193	-	-
Mandatory Funds	831	706	-31
Rural Housing Service			
Discretionary Funds	2,453	3,103	2,451
Mandatory Funds	1,464	1,041	-225
Rural Business-Cooperative Service			
Discretionary Funds	85	82	-
Mandatory Funds	436	547	271
FOOD, NUTRITION, AND CONSUMER SERVICES			
Food and Nutrition Service			
Discretionary Funds	8,334	8,956	8,247
Supplemental Funds	25,000	-	-
CN Permanent Appropriations.....	224,250	231,250	236,250
Mandatory Funds	145,315	145,836	139,201

² The Discretionary funding in this table includes recurring annual appropriations and all supplemental funding.

Mission Area / Agency	2025 Actual	2026 Enacted	2027 Budget
Food Safety			
Food Safety and Inspection Service			
Discretionary Funds	1,215	1,215	1,216
Mandatory Funds	18	18	18
NATURAL RESOURCES AND ENVIRONMENT			
Forest Service			
Discretionary Funds	6,179	6,151	2,137
Supplemental Funds	7,295	946	-
Mandatory Funds	1,391	1,286	1,046
MARKETING AND REGULATORY PROGRAMS			
Animal and Plant Health Inspection Service			
Discretionary Funds	2,493	1,158	1,149
Mandatory Funds	752	925	907
Agricultural Marketing Service			
Discretionary Funds	226	216	171
Mandatory Funds	972	772	1,625
Section 32			
Mandatory Funds	1,419	1,455	1,496
RESEARCH, EDUCATION, AND ECONOMICS			
Agricultural Research Service			
Discretionary Funds	1,832	1,855	1,699
Mandatory Funds	13	13	13
National Institute of Food and Agriculture			
Discretionary Funds	1,649	1,665	1,032
Mandatory Funds	236	524	442
Economic Research Service			
Discretionary Funds	91	91	75
Mandatory Funds	-	1	-
National Agricultural Statistics Service			
Discretionary Funds	188	187	187
Mandatory Funds	-	2	-
DEPARTMENTAL ACTIVITIES			
Office of the Secretary			
Discretionary Funds	76	63	76
Supplemental Funds	31,010	9	-
Mandatory Funds	9,441	2,853	24
Executive Operations			
Discretionary Funds	263	285	335
Mandatory Funds	-	5	-
Office of Inspector General			
Discretionary Funds	112	103	90
Supplemental Funds	13	5	-
Food Supply Chain and Ag Pandemic Response			
Discretionary Funds	3	3	-
Mandatory Funds	27	14	-
Total, U.S. Department of Agriculture....	524,515	454,115	444,343

Table APP-3. Outlays for all Funding Sources (millions of dollars)

Mission Area / Agency	2025 Actual	2026 Enacted	2027 Budget
FARM PRODUCTION AND CONSERVATION			
FPAC Business Center.....	\$297	\$275	\$166
Farm Service Agency.....	10,198	12,909	23,076
Risk Management Agency	13,896	17,620	17,706
Natural Resources Conservation Service	6,338	10,272	7,809
TRADE AND FOREIGN AGRICULTURAL AFFAIRS			
Foreign Agricultural Service	2,010	2,348	1,691
RURAL DEVELOPMENT			
Rural Development	379	284	244
Rural Utilities Service	2,049	5,557	5,283
Rural Housing Service	4,144	3,952	2,894
Rural Business-Cooperative Service	1,016	1,502	884
FOOD, NUTRITION, AND CONSUMER SERVICES			
Food and Nutrition Service	148,320	149,247	146,052
Food Safety			
Food Safety and Inspection Service	1,243	1,222	1,237
NATURAL RESOURCES AND ENVIRONMENT			
Forest Service.....	12,181	11,694	3,261
MARKETING AND REGULATORY PROGRAMS			
Animal and Plant Health Inspection Service	2,594	2,598	2,698
Agricultural Marketing Service.....	2,633	2,428	2,280
RESEARCH, EDUCATION, AND ECONOMICS			
Agricultural Research Service.....	1,912	1,678	1,932
National Institute of Food and Agriculture	2,017	1,994	2,164
Economic Research Service	88	97	78
National Agricultural Statistics Service.....	181	215	214
DEPARTMENTAL ACTIVITIES			
Office of the Secretary.....	17,883	15,040	5,388
Executive Operations.....	640	1,071	476
Office of Inspector General.....	111	115	113
Subtotal, USDA	230,127	242,118	225,646
OFFSETTING RECEIPTS, RESCISSIONS & OTHER ADJ.	-3	-3	-3
Total, U.S. Department of Agriculture	230,127	242,115	225,643

This page was intentionally left blank.



United States Department of Agriculture