



Small Scale Solutions for your Farm

Watering Facility



Heavy equipment tire waterer

Do You Have Problems with:

- Cows standing and drinking in a dirty stream
- Cows tearing up the banks of your pond or stream when they get a drink
- Livestock need to walk a long way to get water
- Cows only graze around your water tank and leave the rest of the pasture overgrown

A watering facility can be a permanent or portable watering trough or a device like a nose pump that lets cows pump water from a stream or pond.

Purposes and Benefits of Watering Facility

- Improve the health of your livestock by providing clean, safe, dependable drinking water
- Save the time and work of hauling water to animals
- Help you manage your pastures to make them more productive
- Keep livestock out of your pond or stream
- Reduce stream bank erosion caused by livestock




Locate watering facilities in more than one place in a pasture to prevent overuse of one area.



Permanent concrete water trough

Guidance documents lack the force and effect of law, unless expressly authorized by statute or incorporated into a contract. USDA may not cite, use, or rely on any guidance that is not available through their guidance portal, except to establish historical facts.



Sources of Water

- Stream
- Pond
- Well
- Spring
- Public water system


How Do I Maintain a Watering Facility?

- Regularly check the flow of water to the trough.
- Look for leaks and fix them right-a-way.
- If you have a float valve check it regularly to make sure it's working.
- Areas around the trough can get wet and muddy. Stop any leaks and cleanup eroded areas.
- Drain and cleanout troughs at least once a year.

Associated Costs

The costs for a watering facility will be different depending on what you build and where the water comes from. Some of the costs to think about are:

- Developing a water source such as a spring, well or municipal water
- Piping from the water source to the watering facility
- Water trough or tank
- Protecting the area around the watering facility



Heavy equipment tire water trough




Heavy duty plastic water trough



Freeze proof waterer

Guidance documents lack the force and effect of law, unless expressly authorized by statute or incorporated into a contract. USDA may not cite, use, or rely on any guidance that is not available through their guidance portal, except to establish historical facts.



Technical and Financial Help Is Available

Whether you measure your farm in terms of feet or acres, your local Natural Resources Conservation Service (NRCS) office has experienced conservationists that can help you develop a Conservation Plan to conserve, maintain, and restore the natural resources on your land and improve the long-term health of your operation.

There is no charge for our assistance. Simply contact your local office to set up an appointment. You may also be eligible to receive financial assistance. Your NRCS office will explain any programs that are available so you can make the best decision for your operation. All NRCS programs and services are voluntary.

For More Information

Visit the [Natural Resources Conservation Service](#) or visit farmers.gov/service-locator to find your local NRCS office. You can also check with your local USDA Service Center, then make an appointment to determine next steps for your conservation goals.

In accordance with Federal civil rights law and U.S. Department of Agriculture (USDA) civil rights regulations and policies, the USDA, its Agencies, offices, and employees, and institutions participating in or administering USDA programs are prohibited from discriminating based on race, color, national origin, religion, sex, gender identity (including gender expression), sexual orientation, disability, age, marital status, family/parental status, income derived from a public assistance program, political beliefs, or reprisal or retaliation for prior civil rights activity, in any program or activity conducted or funded by USDA (not all bases apply to all programs). Remedies and complaint filing deadlines vary by program or incident.

Persons with disabilities who require alternative means of communication for program information (e.g., Braille, large print, audiotape, American Sign Language, etc.) should contact the responsible Agency or USDA's TARGET Center at (202) 720-2600 (voice and TTY) or contact USDA through the Federal Relay Service at (800) 877-8339. Additionally, program information may be made available in languages other than English.

To file a program discrimination complaint, complete the USDA Program Discrimination Complaint Form, AD-3027, found online at [How to File a Program Discrimination Complaint](#) and at any USDA office or write a letter addressed to USDA and provide in the letter all of the information requested in the form. To request a copy of the complaint form, call (866) 632-9992. Submit your completed form or letter to USDA by: (1) mail: U.S. Department of Agriculture, Office of the Assistant Secretary for Civil Rights, 1400 Independence Avenue, SW, Washington, D.C. 20250-9410; (2) fax: (202) 690-7442; or (3) email: program.intake@usda.gov.



NRCS conservationist assisting small scale farmer with developing a customized conservation plan.

Guidance documents lack the force and effect of law, unless expressly authorized by statute or incorporated into a contract. USDA may not cite, use, or rely on any guidance that is not available through their guidance portal, except to establish historical facts.

